

**HOME BASE BY COUNTY OF NORTH CAROLINA UNDERGRADUATE STUDENTS ATTENDING INDEPENDENT COLLEGES AND UNIVERSITIES, FALL 2022**

|            | Barton | Belmont Abbey | Bennett | Brevard | Cabarrus | Campbell | Catawba | Chowan | Davidson | Duke | Elon | Gardner-Webb | Greensboro | Guilford | High Point | Johnson C. Smith | Lees-McRae | Lenoir-Rhyne |
|------------|--------|---------------|---------|---------|----------|----------|---------|--------|----------|------|------|--------------|------------|----------|------------|------------------|------------|--------------|
| Alamance   | 5      | 7             | 1       | 1       | 0        | 22       | 10      | 8      | 7        | 8    | 177  | 4            | 28         | 30       | 27         | 5                | 7          | 7            |
| Alexander  | 0      | 0             | 0       | 4       | 0        | 3        | 2       | 1      | 0        | 0    | 0    | 18           | 1          | 2        | 5          | 1                | 5          | 53           |
| Alleghany  | 0      | 1             | 0       | 1       | 0        | 1        | 0       | 0      | 0        | 0    | 0    | 3            | 0          | 0        | 1          | 0                | 5          | 2            |
| Anson      | 0      | 0             | 0       | 0       | 1        | 1        | 1       | 1      | 0        | 1    | 1    | 4            | 0          | 3        | 0          | 1                | 0          | 2            |
| Ashe       | 0      | 0             | 0       | 0       | 0        | 0        | 0       | 0      | 0        | 1    | 2    | 2            | 1          | 1        | 0          | 0                | 3          | 4            |
| Avery      | 0      | 0             | 0       | 1       | 0        | 0        | 0       | 0      | 1        | 1    | 0    | 6            | 0          | 1        | 1          | 0                | 33         | 0            |
| Beaufort   | 5      | 1             | 0       | 0       | 0        | 11       | 1       | 2      | 0        | 2    | 1    | 2            | 0          | 1        | 1          | 0                | 0          | 4            |
| Bertie     | 2      | 0             | 0       | 0       | 0        | 3        | 0       | 11     | 0        | 0    | 1    | 0            | 0          | 0        | 0          | 1                | 0          | 0            |
| Bladen     | 0      | 0             | 0       | 0       | 0        | 6        | 0       | 2      | 0        | 0    | 0    | 1            | 0          | 0        | 0          | 0                | 0          | 0            |
| Brunswick  | 6      | 0             | 0       | 1       | 2        | 11       | 1       | 1      | 1        | 3    | 5    | 5            | 2          | 5        | 5          | 0                | 2          | 1            |
| Buncombe   | 1      | 10            | 0       | 16      | 0        | 2        | 1       | 0      | 15       | 12   | 21   | 21           | 4          | 11       | 10         | 5                | 13         | 11           |
| Burke      | 0      | 2             | 0       | 6       | 1        | 6        | 5       | 2      | 0        | 5    | 2    | 25           | 0          | 2        | 2          | 0                | 22         | 62           |
| Cabarrus   | 8      | 18            | 0       | 8       | 116      | 13       | 71      | 6      | 15       | 17   | 19   | 29           | 10         | 9        | 30         | 25               | 8          | 16           |
| Caldwell   | 0      | 2             | 0       | 4       | 0        | 6        | 2       | 0      | 0        | 2    | 1    | 22           | 1          | 0        | 1          | 0                | 20         | 60           |
| Camden     | 0      | 1             | 0       | 0       | 0        | 5        | 0       | 1      | 0        | 0    | 1    | 3            | 1          | 0        | 0          | 0                | 0          | 0            |
| Carteret   | 6      | 1             | 0       | 2       | 0        | 11       | 3       | 0      | 1        | 1    | 3    | 3            | 2          | 2        | 4          | 0                | 8          | 1            |
| Caswell    | 1      | 0             | 0       | 0       | 0        | 4        | 0       | 0      | 0        | 0    | 2    | 1            | 0          | 0        | 0          | 0                | 1          | 0            |
| Catawba    | 6      | 12            | 0       | 13      | 5        | 12       | 10      | 0      | 7        | 7    | 13   | 41           | 6          | 10       | 15         | 4                | 17         | 429          |
| Chatham    | 2      | 0             | 0       | 1       | 0        | 14       | 1       | 2      | 10       | 1    | 9    | 0            | 4          | 8        | 6          | 0                | 3          | 1            |
| Cherokee   | 0      | 0             | 0       | 5       | 0        | 0        | 0       | 0      | 1        | 1    | 1    | 1            | 0          | 0        | 0          | 0                | 1          | 1            |
| Chowan     | 1      | 0             | 0       | 0       | 0        | 5        | 1       | 8      | 0        | 0    | 0    | 0            | 0          | 0        | 2          | 0                | 0          | 1            |
| Clay       | 0      | 0             | 0       | 1       | 0        | 0        | 0       | 0      | 0        | 0    | 0    | 0            | 0          | 0        | 0          | 0                | 0          | 0            |
| Cleveland  | 2      | 14            | 0       | 11      | 2        | 5        | 3       | 1      | 2        | 2    | 2    | 214          | 2          | 1        | 3          | 6                | 6          | 15           |
| Columbus   | 2      | 2             | 1       | 0       | 0        | 14       | 0       | 2      | 0        | 1    | 3    | 2            | 0          | 2        | 3          | 0                | 2          | 2            |
| Craven     | 3      | 1             | 0       | 3       | 0        | 14       | 1       | 6      | 2        | 3    | 13   | 2            | 2          | 2        | 5          | 1                | 2          | 1            |
| Cumberland | 22     | 1             | 4       | 8       | 0        | 276      | 4       | 9      | 6        | 5    | 10   | 5            | 10         | 3        | 11         | 7                | 10         | 3            |
| Currituck  | 2      | 0             | 0       | 1       | 0        | 2        | 1       | 1      | 0        | 0    | 1    | 0            | 0          | 0        | 3          | 0                | 2          | 0            |
| Dare       | 1      | 0             | 0       | 0       | 0        | 4        | 1       | 3      | 1        | 1    | 6    | 0            | 0          | 0        | 1          | 0                | 0          | 1            |
| Davidson   | 7      | 7             | 0       | 3       | 5        | 22       | 53      | 2      | 1        | 8    | 15   | 14           | 16         | 17       | 45         | 3                | 6          | 13           |
| Davie      | 2      | 1             | 0       | 4       | 1        | 5        | 23      | 0      | 0        | 1    | 1    | 8            | 4          | 3        | 16         | 0                | 3          | 4            |
| Duplin     | 3      | 0             | 0       | 0       | 0        | 15       | 0       | 1      | 0        | 1    | 1    | 2            | 0          | 3        | 1          | 0                | 2          | 0            |
| Durham     | 19     | 2             | 4       | 5       | 1        | 24       | 13      | 11     | 20       | 325  | 73   | 4            | 8          | 28       | 37         | 24               | 5          | 6            |
| Edgecombe  | 23     | 0             | 1       | 0       | 0        | 2        | 2       | 6      | 0        | 1    | 1    | 0            | 1          | 0        | 1          | 1                | 1          | 0            |
| Forsyth    | 11     | 16            | 3       | 9       | 5        | 39       | 31      | 8      | 20       | 37   | 57   | 45           | 47         | 80       | 151        | 24               | 16         | 36           |
| Franklin   | 14     | 1             | 1       | 0       | 0        | 7        | 0       | 7      | 0        | 2    | 2    | 1            | 1          | 3        | 4          | 1                | 1          | 0            |
| Gaston     | 2      | 198           | 1       | 5       | 12       | 13       | 17      | 0      | 1        | 8    | 8    | 173          | 3          | 9        | 15         | 20               | 9          | 32           |
| Gates      | 1      | 0             | 0       | 0       | 0        | 1        | 0       | 5      | 0        | 0    | 1    | 1            | 1          | 0        | 1          | 0                | 1          | 0            |
| Graham     | 0      | 0             | 0       | 2       | 0        | 0        | 0       | 0      | 0        | 0    | 0    | 1            | 0          | 0        | 0          | 0                | 0          | 1            |
| Granville  | 11     | 1             | 0       | 0       | 2        | 15       | 1       | 3      | 1        | 1    | 0    | 2            | 6          | 2        | 6          | 2                | 0          | 1            |
| Greene     | 6      | 0             | 0       | 0       | 1        | 1        | 0       | 0      | 0        | 0    | 4    | 1            | 1          | 3        | 2          | 0                | 1          | 0            |
| Guilford   | 27     | 19            | 18      | 9       | 4        | 32       | 40      | 13     | 27       | 55   | 92   | 23           | 231        | 249      | 224        | 25               | 13         | 28           |
| Halifax    | 9      | 0             | 1       | 0       | 0        | 8        | 0       | 22     | 0        | 1    | 1    | 0            | 0          | 3        | 4          | 0                | 0          | 1            |
| Harnett    | 4      | 1             | 0       | 2       | 1        | 241      | 0       | 5      | 1        | 2    | 0    | 6            | 2          | 1        | 3          | 2                | 1          | 2            |
| Haywood    | 0      | 1             | 0       | 5       | 1        | 0        | 0       | 0      | 0        | 0    | 1    | 7            | 1          | 0        | 0          | 0                | 6          | 2            |
| Henderson  | 0      | 5             | 0       | 38      | 0        | 2        | 0       | 0      | 4        | 5    | 10   | 11           | 3          | 4        | 6          | 2                | 7          | 6            |
| Hertford   | 1      | 0             | 0       | 0       | 0        | 1        | 1       | 19     | 0        | 0    | 0    | 0            | 0          | 1        | 0          | 0                | 0          | 0            |
| Hoke       | 1      | 0             | 1       | 0       | 0        | 38       | 0       | 2      | 0        | 1    | 0    | 2            | 4          | 0        | 1          | 2                | 2          | 1            |
| Hyde       | 0      | 0             | 0       | 0       | 0        | 0        | 0       | 1      | 0        | 0    | 0    | 0            | 0          | 0        | 0          | 0                | 0          | 0            |
| Iredell    | 6      | 13            | 2       | 11      | 17       | 18       | 42      | 3      | 10       | 10   | 30   | 48           | 5          | 14       | 54         | 9                | 14         | 61           |
| Jackson    | 0      | 2             | 0       | 8       | 1        | 0        | 0       | 0      | 0        | 0    | 0    | 2            | 1          | 0        | 3          | 0                | 3          | 4            |

**HOME BASE BY COUNTY OF NORTH CAROLINA UNDERGRADUATE STUDENTS ATTENDING INDEPENDENT COLLEGES AND UNIVERSITIES, FALL 2022**

|            | Livingstone | Louisburg | Mars Hill | Meredith | Methodist | Montreat | Mount Olive | NC Wesleyan | Pfeiffer | Queens | St. Augustine's | Salem | Shaw | St. Andrews | Wake Forest | Warren Wilson | William Peace | Wingate | TOTAL |
|------------|-------------|-----------|-----------|----------|-----------|----------|-------------|-------------|----------|--------|-----------------|-------|------|-------------|-------------|---------------|---------------|---------|-------|
| Alamance   | 7           | 2         | 6         | 18       | 6         | 2        | 15          | 9           | 8        | 5      | 0               | 0     | 8    | 2           | 12          | 3             | 7             | 11      | 475   |
| Alexander  | 0           | 0         | 3         | 0        | 0         | 2        | 1           | 1           | 2        | 0      | 0               | 0     | 0    | 3           | 0           | 0             | 1             | 2       | 110   |
| Alleghany  | 2           | 0         | 0         | 0        | 0         | 0        | 0           | 0           | 0        | 0      | 0               | 0     | 0    | 0           | 1           | 1             | 2             | 0       | 20    |
| Anson      | 8           | 0         | 1         | 0        | 1         | 0        | 1           | 0           | 1        | 0      | 0               | 0     | 3    | 1           | 0           | 0             | 1             | 38      | 71    |
| Ashe       | 0           | 0         | 2         | 1        | 0         | 1        | 0           | 0           | 1        | 0      | 0               | 0     | 0    | 0           | 0           | 0             | 1             | 0       | 20    |
| Avery      | 0           | 0         | 1         | 0        | 0         | 3        | 0           | 0           | 0        | 1      | 0               | 0     | 0    | 0           | 1           | 0             | 0             | 1       | 51    |
| Beaufort   | 0           | 0         | 0         | 2        | 3         | 0        | 19          | 17          | 1        | 0      | 0               | 0     | 2    | 0           | 1           | 1             | 2             | 0       | 79    |
| Bertie     | 1           | 0         | 0         | 0        | 1         | 0        | 1           | 1           | 0        | 0      | 0               | 0     | 1    | 0           | 0           | 0             | 0             | 0       | 23    |
| Bladen     | 1           | 1         | 0         | 3        | 8         | 1        | 6           | 4           | 0        | 0      | 0               | 0     | 2    | 2           | 0           | 0             | 0             | 0       | 37    |
| Brunswick  | 1           | 0         | 1         | 9        | 6         | 0        | 19          | 5           | 1        | 4      | 0               | 0     | 4    | 6           | 2           | 0             | 1             | 17      | 127   |
| Buncombe   | 4           | 1         | 147       | 3        | 2         | 79       | 1           | 1           | 1        | 13     | 0               | 0     | 2    | 4           | 16          | 93            | 2             | 18      | 540   |
| Burke      | 0           | 0         | 9         | 2        | 1         | 18       | 4           | 0           | 3        | 0      | 0               | 3     | 1    | 2           | 8           | 6             | 0             | 8       | 207   |
| Cabarrus   | 26          | 9         | 10        | 8        | 9         | 19       | 5           | 1           | 62       | 36     | 0               | 2     | 9    | 6           | 10          | 4             | 3             | 74      | 711   |
| Caldwell   | 1           | 0         | 4         | 0        | 1         | 11       | 3           | 1           | 4        | 4      | 0               | 0     | 0    | 3           | 0           | 2             | 0             | 7       | 162   |
| Camden     | 0           | 0         | 0         | 0        | 1         | 0        | 2           | 3           | 0        | 0      | 0               | 0     | 0    | 0           | 0           | 0             | 1             | 2       | 21    |
| Carteret   | 0           | 0         | 0         | 14       | 5         | 1        | 15          | 1           | 0        | 1      | 0               | 0     | 0    | 0           | 2           | 1             | 6             | 5       | 99    |
| Caswell    | 0           | 0         | 0         | 3        | 0         | 0        | 2           | 1           | 0        | 0      | 0               | 0     | 0    | 1           | 0           | 0             | 1             | 0       | 17    |
| Catawba    | 1           | 1         | 17        | 2        | 3         | 24       | 7           | 3           | 8        | 7      | 0               | 0     | 2    | 2           | 10          | 4             | 0             | 18      | 716   |
| Chatham    | 2           | 0         | 0         | 6        | 10        | 0        | 4           | 4           | 0        | 2      | 0               | 0     | 1    | 2           | 2           | 7             | 2             | 1       | 105   |
| Cherokee   | 0           | 0         | 3         | 0        | 0         | 1        | 1           | 0           | 0        | 0      | 0               | 0     | 0    | 0           | 0           | 4             | 0             | 3       | 23    |
| Chowan     | 0           | 0         | 0         | 2        | 0         | 0        | 2           | 2           | 1        | 0      | 0               | 0     | 0    | 0           | 0           | 0             | 0             | 0       | 25    |
| Clay       | 0           | 0         | 1         | 0        | 0         | 0        | 0           | 0           | 0        | 0      | 0               | 0     | 0    | 0           | 0           | 0             | 0             | 2       | 4     |
| Cleveland  | 2           | 0         | 7         | 1        | 1         | 10       | 1           | 0           | 1        | 4      | 0               | 1     | 4    | 3           | 4           | 0             | 2             | 21      | 353   |
| Columbus   | 2           | 2         | 0         | 4        | 5         | 2        | 8           | 2           | 0        | 0      | 0               | 0     | 3    | 3           | 1           | 0             | 4             | 6       | 78    |
| Craven     | 2           | 2         | 1         | 4        | 11        | 1        | 41          | 18          | 1        | 2      | 0               | 0     | 4    | 4           | 1           | 2             | 2             | 4       | 161   |
| Cumberland | 18          | 2         | 5         | 18       | 440       | 10       | 43          | 11          | 5        | 6      | 0               | 0     | 27   | 8           | 8           | 2             | 19            | 17      | 1,033 |
| Currituck  | 0           | 4         | 0         | 0        | 1         | 0        | 5           | 0           | 0        | 0      | 0               | 0     | 0    | 0           | 0           | 0             | 0             | 2       | 25    |
| Dare       | 0           | 0         | 0         | 10       | 0         | 2        | 0           | 5           | 1        | 1      | 0               | 1     | 1    | 1           | 1           | 0             | 5             | 0       | 47    |
| Davidson   | 4           | 2         | 6         | 5        | 0         | 7        | 3           | 5           | 36       | 5      | 0               | 7     | 5    | 7           | 17          | 2             | 1             | 12      | 361   |
| Davie      | 2           | 0         | 0         | 2        | 3         | 2        | 4           | 0           | 0        | 1      | 0               | 3     | 1    | 0           | 8           | 0             | 3             | 8       | 113   |
| Duplin     | 4           | 0         | 2         | 7        | 12        | 0        | 98          | 4           | 0        | 0      | 0               | 0     | 3    | 0           | 0           | 0             | 5             | 1       | 165   |
| Durham     | 16          | 6         | 3         | 55       | 6         | 1        | 52          | 19          | 8        | 18     | 0               | 1     | 35   | 2           | 28          | 12            | 17            | 5       | 893   |
| Edgecombe  | 1           | 4         | 0         | 5        | 1         | 0        | 6           | 56          | 0        | 0      | 0               | 0     | 3    | 0           | 1           | 0             | 1             | 0       | 118   |
| Forsyth    | 30          | 2         | 14        | 11       | 7         | 10       | 4           | 11          | 17       | 11     | 0               | 87    | 15   | 10          | 185         | 6             | 10            | 30      | 1,095 |
| Franklin   | 2           | 3         | 3         | 21       | 0         | 0        | 9           | 17          | 1        | 2      | 0               | 0     | 6    | 1           | 4           | 0             | 15            | 4       | 133   |
| Gaston     | 11          | 7         | 21        | 2        | 5         | 9        | 1           | 7           | 15       | 30     | 0               | 1     | 10   | 5           | 11          | 6             | 2             | 48      | 717   |
| Gates      | 1           | 0         | 0         | 3        | 0         | 0        | 1           | 1           | 0        | 0      | 0               | 0     | 0    | 1           | 0           | 0             | 1             | 3       | 23    |
| Graham     | 0           | 0         | 2         | 0        | 0         | 0        | 2           | 0           | 0        | 0      | 0               | 0     | 0    | 0           | 0           | 1             | 0             | 0       | 9     |
| Granville  | 1           | 2         | 2         | 16       | 2         | 4        | 7           | 0           | 2        | 4      | 0               | 0     | 9    | 1           | 0           | 2             | 6             | 1       | 113   |
| Greene     | 0           | 0         | 0         | 0        | 1         | 0        | 17          | 7           | 1        | 0      | 0               | 0     | 3    | 1           | 0           | 0             | 0             | 0       | 50    |
| Guilford   | 21          | 2         | 14        | 23       | 22        | 8        | 21          | 14          | 21       | 22     | 0               | 6     | 26   | 7           | 67          | 4             | 16            | 32      | 1,455 |
| Halifax    | 3           | 0         | 0         | 4        | 2         | 0        | 3           | 53          | 2        | 0      | 0               | 0     | 8    | 0           | 0           | 0             | 3             | 0       | 128   |
| Harnett    | 2           | 3         | 3         | 17       | 48        | 1        | 42          | 6           | 2        | 2      | 0               | 1     | 5    | 4           | 0           | 0             | 10            | 1       | 421   |
| Haywood    | 0           | 0         | 28        | 0        | 0         | 7        | 1           | 1           | 1        | 1      | 0               | 0     | 0    | 1           | 1           | 2             | 0             | 0       | 67    |
| Henderson  | 2           | 0         | 34        | 8        | 0         | 21       | 0           | 1           | 0        | 5      | 0               | 0     | 2    | 1           | 4           | 15            | 1             | 8       | 205   |
| Hertford   | 0           | 0         | 0         | 1        | 0         | 0        | 3           | 4           | 0        | 0      | 0               | 0     | 4    | 0           | 2           | 0             | 0             | 0       | 37    |
| Hoke       | 3           | 0         | 0         | 1        | 28        | 0        | 2           | 1           | 0        | 1      | 0               | 0     | 7    | 3           | 0           | 1             | 0             | 5       | 107   |
| Hyde       | 0           | 0         | 0         | 0        | 0         | 0        | 0           | 0           | 0        | 0      | 0               | 0     | 0    | 0           | 0           | 0             | 0             | 0       | 1     |
| Iredell    | 4           | 2         | 13        | 2        | 6         | 14       | 5           | 1           | 12       | 13     | 0               | 2     | 5    | 3           | 20          | 1             | 1             | 42      | 513   |
| Jackson    | 0           | 0         | 2         | 0        | 0         | 3        | 0           | 0           | 0        | 0      | 0               | 0     | 0    | 0           | 0           | 3             | 0             | 1       | 33    |

**HOME BASE BY COUNTY OF NORTH CAROLINA UNDERGRADUATE STUDENTS ATTENDING INDEPENDENT COLLEGES AND UNIVERSITIES, FALL 2022**

|              | Barton     | Belmont Abbey | Bennett   | Brevard    | Cabarrus   | Campbell     | Catawba    | Chowan     | Davidson   | Duke         | Elon         | Gardner-Webb | Greensboro | Guilford   | High Point   | Johnson C. Smith | Lees-McRae | Lenoir-Rhyne |
|--------------|------------|---------------|-----------|------------|------------|--------------|------------|------------|------------|--------------|--------------|--------------|------------|------------|--------------|------------------|------------|--------------|
| Johnston     | 57         | 3             | 1         | 3          | 2          | 160          | 3          | 8          | 4          | 1            | 9            | 4            | 3          | 9          | 16           | 4                | 4          | 4            |
| Jones        | 0          | 0             | 1         | 0          | 1          | 1            | 0          | 1          | 0          | 0            | 0            | 1            | 0          | 0          | 0            | 0                | 0          | 0            |
| Lee          | 10         | 0             | 0         | 0          | 0          | 82           | 0          | 0          | 2          | 3            | 3            | 5            | 7          | 3          | 5            | 0                | 0          | 1            |
| Lenoir       | 7          | 1             | 0         | 1          | 0          | 13           | 1          | 7          | 0          | 0            | 0            | 1            | 1          | 0          | 1            | 0                | 0          | 2            |
| Lincoln      | 0          | 27            | 0         | 4          | 3          | 4            | 5          | 0          | 7          | 0            | 4            | 42           | 2          | 3          | 13           | 2                | 10         | 65           |
| Macon        | 0          | 0             | 0         | 3          | 0          | 0            | 0          | 1          | 0          | 0            | 0            | 4            | 0          | 0          | 2            | 1                | 1          | 1            |
| Madison      | 0          | 0             | 0         | 0          | 0          | 0            | 2          | 0          | 2          | 1            | 0            | 1            | 0          | 0          | 0            | 0                | 1          | 2            |
| Martin       | 6          | 0             | 0         | 0          | 0          | 0            | 1          | 5          | 0          | 0            | 1            | 3            | 0          | 1          | 0            | 0                | 0          | 0            |
| McDowell     | 28         | 3             | 0         | 2          | 0          | 5            | 1          | 0          | 0          | 1            | 1            | 10           | 0          | 0          | 1            | 0                | 3          | 5            |
| Mecklenburg  | 0          | 158           | 15        | 27         | 134        | 34           | 88         | 11         | 90         | 122          | 180          | 89           | 21         | 33         | 155          | 329              | 31         | 52           |
| Mitchell     | 0          | 0             | 0         | 0          | 0          | 0            | 0          | 0          | 0          | 0            | 0            | 2            | 0          | 1          | 0            | 0                | 14         | 2            |
| Montgomery   | 0          | 0             | 0         | 1          | 1          | 6            | 2          | 0          | 0          | 1            | 0            | 5            | 3          | 4          | 1            | 1                | 1          | 2            |
| Moore        | 2          | 10            | 1         | 2          | 1          | 43           | 4          | 0          | 7          | 7            | 11           | 7            | 4          | 11         | 8            | 0                | 6          | 4            |
| Nash         | 89         | 1             | 2         | 2          | 0          | 25           | 2          | 10         | 2          | 1            | 1            | 3            | 3          | 1          | 9            | 2                | 3          | 1            |
| New Hanover  | 13         | 8             | 0         | 1          | 0          | 22           | 6          | 4          | 5          | 18           | 23           | 6            | 0          | 4          | 18           | 2                | 3          | 6            |
| Northampton  | 1          | 0             | 0         | 0          | 0          | 5            | 0          | 14         | 0          | 2            | 1            | 0            | 0          | 0          | 1            | 0                | 0          | 0            |
| Onslow       | 31         | 1             | 1         | 3          | 0          | 158          | 4          | 13         | 0          | 5            | 0            | 4            | 10         | 5          | 12           | 0                | 9          | 5            |
| Orange       | 10         | 3             | 0         | 6          | 1          | 13           | 3          | 0          | 23         | 72           | 116          | 3            | 5          | 27         | 20           | 3                | 4          | 4            |
| Pamlico      | 4          | 0             | 0         | 1          | 1          | 2            | 0          | 0          | 0          | 0            | 0            | 0            | 0          | 0          | 0            | 0                | 0          | 0            |
| Pasquotank   | 2          | 1             | 0         | 0          | 0          | 4            | 0          | 6          | 0          | 1            | 1            | 1            | 2          | 0          | 2            | 0                | 0          | 0            |
| Pender       | 4          | 0             | 0         | 0          | 0          | 11           | 0          | 1          | 0          | 3            | 4            | 2            | 2          | 2          | 4            | 0                | 2          | 0            |
| Perquimans   | 0          | 1             | 0         | 0          | 0          | 1            | 0          | 1          | 0          | 1            | 0            | 0            | 0          | 0          | 0            | 0                | 0          | 0            |
| Person       | 1          | 0             | 0         | 5          | 1          | 7            | 1          | 0          | 0          | 0            | 5            | 1            | 1          | 1          | 5            | 1                | 1          | 0            |
| Pitt         | 43         | 6             | 0         | 2          | 0          | 16           | 2          | 22         | 2          | 7            | 5            | 3            | 0          | 1          | 4            | 2                | 7          | 1            |
| Polk         | 0          | 1             | 0         | 3          | 0          | 0            | 1          | 0          | 0          | 0            | 0            | 7            | 1          | 1          | 2            | 0                | 4          | 1            |
| Randolph     | 7          | 3             | 3         | 11         | 2          | 25           | 16         | 0          | 1          | 2            | 4            | 10           | 23         | 15         | 24           | 0                | 4          | 6            |
| Richmond     | 1          | 0             | 0         | 0          | 0          | 7            | 0          | 0          | 0          | 0            | 1            | 5            | 1          | 0          | 0            | 2                | 2          | 2            |
| Robeson      | 4          | 0             | 1         | 1          | 0          | 31           | 1          | 1          | 0          | 3            | 2            | 2            | 2          | 1          | 3            | 2                | 3          | 0            |
| Rockingham   | 6          | 1             | 1         | 1          | 1          | 7            | 1          | 1          | 5          | 0            | 8            | 2            | 25         | 20         | 4            | 1                | 2          | 3            |
| Rowan        | 4          | 6             | 1         | 3          | 48         | 7            | 180        | 3          | 1          | 4            | 2            | 12           | 3          | 5          | 21           | 4                | 10         | 21           |
| Rutherford   | 0          | 5             | 0         | 6          | 1          | 2            | 1          | 0          | 2          | 0            | 1            | 75           | 0          | 0          | 0            | 3                | 9          | 5            |
| Sampson      | 8          | 0             | 0         | 1          | 0          | 70           | 1          | 0          | 1          | 2            | 0            | 1            | 1          | 1          | 2            | 1                | 0          | 0            |
| Scotland     | 1          | 0             | 0         | 0          | 0          | 7            | 0          | 0          | 0          | 0            | 1            | 8            | 5          | 2          | 3            | 2                | 0          | 2            |
| Stanly       | 1          | 4             | 0         | 4          | 13         | 7            | 20         | 1          | 1          | 0            | 3            | 8            | 5          | 5          | 9            | 5                | 6          | 5            |
| Stokes       | 1          | 3             | 0         | 2          | 0          | 2            | 3          | 0          | 0          | 1            | 2            | 4            | 6          | 5          | 2            | 0                | 1          | 6            |
| Surry        | 1          | 2             | 0         | 0          | 1          | 6            | 9          | 0          | 2          | 0            | 3            | 15           | 4          | 8          | 10           | 0                | 25         | 6            |
| Swain        | 0          | 0             | 0         | 2          | 0          | 0            | 1          | 0          | 1          | 1            | 0            | 5            | 0          | 0          | 1            | 0                | 1          | 5            |
| Transylvania | 0          | 0             | 0         | 52         | 0          | 0            | 0          | 0          | 2          | 0            | 0            | 5            | 1          | 2          | 1            | 0                | 1          | 3            |
| Tyrrell      | 1          | 0             | 0         | 0          | 0          | 1            | 0          | 1          | 0          | 0            | 0            | 0            | 0          | 0          | 1            | 0                | 0          | 0            |
| Union        | 6          | 23            | 0         | 11         | 29         | 12           | 16         | 4          | 17         | 26           | 51           | 26           | 6          | 7          | 88           | 14               | 12         | 17           |
| Vance        | 5          | 0             | 0         | 0          | 0          | 10           | 0          | 3          | 1          | 0            | 1            | 1            | 2          | 6          | 4            | 1                | 0          | 4            |
| Wake         | 140        | 57            | 2         | 21         | 4          | 491          | 33         | 27         | 52         | 245          | 263          | 26           | 15         | 51         | 177          | 23               | 32         | 30           |
| Warren       | 4          | 0             | 1         | 1          | 0          | 0            | 0          | 4          | 0          | 0            | 2            | 1            | 2          | 2          | 1            | 1                | 0          | 0            |
| Washington   | 1          | 0             | 0         | 0          | 0          | 2            | 0          | 3          | 0          | 0            | 1            | 0            | 0          | 0          | 0            | 0                | 0          | 0            |
| Watauga      | 42         | 1             | 0         | 2          | 0          | 0            | 1          | 0          | 1          | 2            | 2            | 2            | 1          | 4          | 5            | 0                | 15         | 1            |
| Wayne        | 1          | 2             | 0         | 1          | 0          | 41           | 1          | 10         | 1          | 4            | 1            | 1            | 1          | 5          | 11           | 2                | 2          | 1            |
| Wilkes       | 135        | 1             | 0         | 1          | 1          | 3            | 5          | 0          | 0          | 1            | 1            | 25           | 0          | 2          | 5            | 0                | 25         | 11           |
| Wilson       | 0          | 2             | 0         | 1          | 1          | 15           | 1          | 6          | 0          | 2            | 3            | 0            | 0          | 4          | 4            | 2                | 0          | 0            |
| Yadkin       | 0          | 3             | 0         | 2          | 1          | 4            | 9          | 0          | 0          | 1            | 2            | 11           | 1          | 1          | 4            | 0                | 9          | 10           |
| Yancey       | 0          | 0             | 0         | 0          | 0          | 0            | 0          | 0          | 0          | 1            | 0            | 5            | 0          | 0          | 1            | 0                | 5          | 0            |
| Unknown      | 0          | 0             | 0         | 0          | 2          | 0            | 0          | 0          | 0          | 42           | 0            | 5            | 0          | 0          | 0            | 0                | 0          | 0            |
| <b>TOTAL</b> | <b>899</b> | <b>677</b>    | <b>68</b> | <b>377</b> | <b>427</b> | <b>2,297</b> | <b>767</b> | <b>343</b> | <b>386</b> | <b>1,115</b> | <b>1,310</b> | <b>1,224</b> | <b>578</b> | <b>766</b> | <b>1,370</b> | <b>581</b>       | <b>529</b> | <b>1,171</b> |

## HOME BASE BY COUNTY OF NORTH CAROLINA UNDERGRADUATE STUDENTS ATTENDING INDEPENDENT COLLEGES AND UNIVERSITIES, FALL 2022

|              | Livingstone | Louisburg  | Mars Hill  | Meredith     | Methodist  | Montreat   | Mount Olive  | NC Wesleyan | Pfeiffer   | Queens     | St. Augustine's | Salem      | Shaw       | St. Andrews | Wake Forest | Warren Wilson | William Peace | Wingate      | TOTAL         |
|--------------|-------------|------------|------------|--------------|------------|------------|--------------|-------------|------------|------------|-----------------|------------|------------|-------------|-------------|---------------|---------------|--------------|---------------|
| Johnston     | 3           | 5          | 2          | 61           | 11         | 2          | 180          | 20          | 1          | 10         | 0               | 0          | 11         | 3           | 8           | 0             | 26            | 11           | 649           |
| Jones        | 1           | 0          | 0          | 1            | 0          | 0          | 16           | 2           | 0          | 0          | 0               | 0          | 0          | 0           | 0           | 0             | 0             | 0            | 25            |
| Lee          | 1           | 0          | 2          | 16           | 23         | 1          | 6            | 4           | 3          | 0          | 0               | 0          | 3          | 4           | 2           | 0             | 7             | 1            | 194           |
| Lenoir       | 1           | 0          | 1          | 4            | 5          | 1          | 66           | 14          | 0          | 0          | 0               | 0          | 8          | 3           | 0           | 0             | 7             | 1            | 146           |
| Lincoln      | 1           | 0          | 14         | 5            | 3          | 11         | 1            | 0           | 3          | 5          | 0               | 0          | 1          | 0           | 2           | 2             | 2             | 11           | 252           |
| Macon        | 0           | 0          | 2          | 0            | 0          | 6          | 1            | 0           | 0          | 1          | 0               | 0          | 0          | 0           | 1           | 0             | 0             | 0            | 24            |
| Madison      | 0           | 0          | 62         | 0            | 0          | 1          | 0            | 0           | 0          | 0          | 0               | 0          | 0          | 0           | 1           | 1             | 0             | 0            | 74            |
| Martin       | 1           | 0          | 0          | 2            | 1          | 0          | 12           | 13          | 0          | 0          | 0               | 0          | 5          | 0           | 0           | 0             | 1             | 1            | 53            |
| McDowell     | 0           | 0          | 9          | 0            | 0          | 16         | 2            | 1           | 0          | 3          | 0               | 1          | 0          | 2           | 0           | 1             | 0             | 8            | 103           |
| Mecklenburg  | 119         | 6          | 26         | 22           | 29         | 45         | 13           | 20          | 57         | 321        | 0               | 5          | 41         | 16          | 169         | 20            | 17            | 256          | 2,751         |
| Mitchell     | 0           | 0          | 15         | 0            | 0          | 3          | 1            | 0           | 0          | 0          | 0               | 0          | 0          | 0           | 1           | 0             | 0             | 0            | 39            |
| Montgomery   | 1           | 0          | 1          | 1            | 1          | 1          | 1            | 0           | 11         | 0          | 0               | 0          | 1          | 6           | 2           | 0             | 0             | 3            | 57            |
| Moore        | 2           | 2          | 2          | 10           | 17         | 4          | 8            | 1           | 0          | 3          | 0               | 0          | 0          | 26          | 6           | 1             | 3             | 13           | 226           |
| Nash         | 3           | 1          | 3          | 13           | 6          | 0          | 21           | 210         | 0          | 0          | 0               | 0          | 6          | 3           | 7           | 0             | 6             | 7            | 443           |
| New Hanover  | 2           | 1          | 3          | 15           | 7          | 2          | 37           | 20          | 2          | 6          | 0               | 1          | 4          | 7           | 23          | 3             | 11            | 11           | 294           |
| Northampton  | 2           | 0          | 0          | 0            | 0          | 0          | 0            | 6           | 0          | 0          | 0               | 1          | 0          | 1           | 2           | 0             | 0             | 1            | 37            |
| Onslow       | 2           | 0          | 4          | 15           | 21         | 1          | 95           | 12          | 8          | 1          | 0               | 0          | 8          | 11          | 3           | 2             | 16            | 6            | 466           |
| Orange       | 2           | 4          | 1          | 35           | 5          | 0          | 5            | 3           | 1          | 11         | 0               | 2          | 1          | 1           | 22          | 12            | 10            | 6            | 434           |
| Pamlico      | 0           | 0          | 0          | 0            | 0          | 0          | 5            | 0           | 0          | 0          | 0               | 0          | 0          | 0           | 0           | 0             | 0             | 0            | 13            |
| Pasquotank   | 0           | 0          | 0          | 0            | 1          | 1          | 3            | 0           | 0          | 0          | 0               | 0          | 2          | 0           | 0           | 0             | 0             | 1            | 28            |
| Pender       | 2           | 0          | 0          | 4            | 8          | 0          | 15           | 4           | 1          | 0          | 0               | 0          | 2          | 0           | 2           | 1             | 1             | 4            | 79            |
| Perquimans   | 0           | 0          | 0          | 2            | 0          | 0          | 1            | 3           | 0          | 0          | 0               | 1          | 0          | 0           | 0           | 0             | 0             | 0            | 11            |
| Person       | 1           | 0          | 2          | 10           | 2          | 0          | 11           | 3           | 3          | 0          | 0               | 0          | 2          | 0           | 2           | 0             | 1             | 0            | 67            |
| Pitt         | 3           | 1          | 0          | 14           | 4          | 3          | 60           | 43          | 3          | 6          | 0               | 0          | 14         | 3           | 5           | 2             | 6             | 1            | 291           |
| Polk         | 1           | 0          | 0          | 0            | 0          | 5          | 0            | 0           | 0          | 0          | 0               | 0          | 0          | 0           | 0           | 1             | 0             | 3            | 31            |
| Randolph     | 1           | 0          | 2          | 2            | 4          | 2          | 33           | 4           | 34         | 3          | 0               | 1          | 0          | 6           | 3           | 5             | 1             | 11           | 268           |
| Richmond     | 2           | 1          | 0          | 0            | 4          | 1          | 3            | 3           | 2          | 1          | 0               | 0          | 3          | 10          | 0           | 1             | 1             | 14           | 67            |
| Robeson      | 2           | 1          | 3          | 1            | 23         | 2          | 9            | 4           | 3          | 0          | 0               | 1          | 8          | 4           | 3           | 1             | 3             | 2            | 127           |
| Rockingham   | 0           | 1          | 2          | 3            | 1          | 0          | 3            | 3           | 5          | 3          | 0               | 3          | 4          | 1           | 2           | 0             | 4             | 5            | 129           |
| Rowan        | 68          | 0          | 7          | 2            | 2          | 1          | 4            | 5           | 63         | 2          | 0               | 2          | 6          | 1           | 6           | 3             | 5             | 30           | 542           |
| Rutherford   | 1           | 0          | 12         | 1            | 2          | 7          | 5            | 0           | 1          | 0          | 0               | 0          | 0          | 2           | 0           | 4             | 0             | 3            | 148           |
| Sampson      | 1           | 0          | 0          | 7            | 23         | 0          | 93           | 0           | 2          | 0          | 0               | 0          | 1          | 1           | 1           | 0             | 4             | 1            | 223           |
| Scotland     | 2           | 0          | 2          | 1            | 2          | 1          | 2            | 0           | 0          | 0          | 0               | 1          | 3          | 25          | 0           | 1             | 0             | 1            | 72            |
| Stanly       | 3           | 0          | 0          | 2            | 3          | 2          | 1            | 0           | 63         | 3          | 0               | 0          | 0          | 3           | 4           | 2             | 2             | 47           | 232           |
| Stokes       | 1           | 0          | 0          | 4            | 0          | 1          | 1            | 1           | 3          | 0          | 0               | 8          | 0          | 1           | 4           | 0             | 1             | 4            | 67            |
| Surry        | 0           | 0          | 3          | 1            | 5          | 3          | 0            | 1           | 5          | 3          | 0               | 7          | 0          | 4           | 7           | 0             | 0             | 12           | 143           |
| Swain        | 0           | 0          | 4          | 0            | 0          | 3          | 0            | 0           | 0          | 0          | 0               | 0          | 0          | 0           | 1           | 0             | 0             | 0            | 25            |
| Transylvania | 0           | 0          | 5          | 1            | 0          | 1          | 1            | 0           | 0          | 2          | 0               | 0          | 0          | 1           | 0           | 0             | 0             | 1            | 79            |
| Tyrrell      | 0           | 0          | 0          | 0            | 0          | 0          | 0            | 1           | 0          | 0          | 0               | 0          | 1          | 0           | 0           | 0             | 0             | 0            | 6             |
| Union        | 7           | 1          | 17         | 7            | 6          | 24         | 7            | 4           | 29         | 62         | 0               | 1          | 5          | 3           | 19          | 7             | 3             | 444          | 1,011         |
| Vance        | 1           | 1          | 0          | 6            | 1          | 0          | 7            | 8           | 0          | 2          | 0               | 0          | 6          | 0           | 5           | 0             | 3             | 0            | 78            |
| Wake         | 18          | 19         | 14         | 502          | 60         | 19         | 117          | 71          | 13         | 53         | 0               | 1          | 131        | 28          | 124         | 21            | 292           | 52           | 3,224         |
| Warren       | 0           | 1          | 0          | 1            | 0          | 0          | 3            | 2           | 0          | 1          | 0               | 0          | 2          | 0           | 2           | 0             | 0             | 0            | 31            |
| Washington   | 0           | 0          | 1          | 2            | 0          | 0          | 7            | 0           | 0          | 0          | 0               | 0          | 0          | 0           | 0           | 0             | 0             | 0            | 17            |
| Watauga      | 0           | 0          | 3          | 1            | 0          | 4          | 1            | 0           | 0          | 1          | 0               | 0          | 0          | 1           | 2           | 3             | 0             | 0            | 95            |
| Wayne        | 6           | 2          | 0          | 11           | 10         | 3          | 288          | 37          | 0          | 2          | 0               | 0          | 9          | 4           | 2           | 0             | 5             | 2            | 466           |
| Wilkes       | 0           | 1          | 7          | 2            | 2          | 0          | 1            | 0           | 4          | 0          | 0               | 1          | 0          | 2           | 7           | 1             | 2             | 2            | 248           |
| Wilson       | 3           | 1          | 0          | 18           | 3          | 1          | 36           | 42          | 1          | 0          | 0               | 0          | 9          | 1           | 4           | 1             | 3             | 1            | 165           |
| Yadkin       | 0           | 0          | 0          | 1            | 1          | 3          | 1            | 0           | 1          | 1          | 0               | 3          | 0          | 3           | 2           | 0             | 0             | 8            | 82            |
| Yancey       | 0           | 0          | 28         | 0            | 0          | 1          | 0            | 0           | 0          | 0          | 0               | 0          | 0          | 0           | 0           | 3             | 0             | 2            | 46            |
| Unknown      | 32          | 155        | 0          | 2            | 0          | 6          | 0            | 0           | 0          | 0          | 683             | 155        | 0          | 0           | 1           | 0             | 0             | 0            | 1,083         |
| <b>TOTAL</b> | <b>481</b>  | <b>261</b> | <b>624</b> | <b>1,101</b> | <b>954</b> | <b>462</b> | <b>1,670</b> | <b>863</b>  | <b>541</b> | <b>707</b> | <b>683</b>      | <b>310</b> | <b>518</b> | <b>287</b>  | <b>885</b>  | <b>284</b>    | <b>597</b>    | <b>1,445</b> | <b>27,558</b> |

**HOME STATE OF OUT-OF-STATE UNDERGRADUATE STUDENTS  
ATTENDING INDEPENDENT COLLEGES AND UNIVERSITIES**

| State             | Fall 2021     | Fall 2022     | Change from Fall 2021 - Fall 2022 | Rank |
|-------------------|---------------|---------------|-----------------------------------|------|
| Alabama           | 213           | 205           | (8)                               | 23   |
| Alaska            | 26            | 26            | 0                                 | 49   |
| Arizona           | 178           | 195           | 17                                | 24   |
| Arkansas          | 41            | 47            | 6                                 | 44   |
| California        | 1,361         | 1,275         | (86)                              | 11   |
| Colorado          | 359           | 374           | 15                                | 17   |
| Connecticut       | 1,062         | 1,041         | (21)                              | 13   |
| Delaware          | 184           | 181           | (3)                               | 26   |
| Dist. of Columbia | 235           | 233           | (2)                               | 21   |
| Florida           | 2,585         | 2,527         | (58)                              | 3    |
| Georgia           | 1,893         | 1,873         | (20)                              | 8    |
| Hawaii            | 45            | 42            | (3)                               | 45   |
| Idaho             | 30            | 33            | 3                                 | 46   |
| Illinois          | 767           | 795           | 28                                | 14   |
| Indiana           | 150           | 166           | 16                                | 29   |
| Iowa              | 44            | 63            | 19                                | 40   |
| Kansas            | 78            | 74            | (4)                               | 36   |
| Kentucky          | 183           | 183           | 0                                 | 25   |
| Louisiana         | 147           | 142           | (5)                               | 31   |
| Maine             | 139           | 129           | (10)                              | 32   |
| Maryland          | 1,978         | 1,894         | (84)                              | 7    |
| Massachusetts     | 1,488         | 1,458         | (30)                              | 10   |
| Michigan          | 240           | 250           | 10                                | 19   |
| Minnesota         | 209           | 240           | 31                                | 20   |
| Mississippi       | 72            | 66            | (6)                               | 39   |
| Missouri          | 161           | 180           | 19                                | 27   |
| Montana           | 23            | 20            | (3)                               | 50   |
| Nebraska          | 29            | 27            | (2)                               | 48   |
| Nevada            | 77            | 70            | (7)                               | 37   |
| New Hampshire     | 217           | 218           | 1                                 | 22   |
| New Jersey        | 2,044         | 2,106         | 62                                | 6    |
| New Mexico        | 32            | 30            | (2)                               | 47   |
| New York          | 2,515         | 2,584         | 69                                | 2    |
| North Dakota      | 6             | 2             | (4)                               | 53   |
| Ohio              | 681           | 653           | (28)                              | 15   |
| Oklahoma          | 55            | 61            | 6                                 | 41   |
| Oregon            | 68            | 70            | 2                                 | 37   |
| Pennsylvania      | 1,524         | 1,489         | (35)                              | 9    |
| Rhode Island      | 136           | 112           | (24)                              | 34   |
| South Carolina    | 2,239         | 2,220         | (19)                              | 5    |
| South Dakota      | 13            | 11            | (2)                               | 51   |
| Tennessee         | 631           | 648           | 17                                | 16   |
| Texas             | 1,059         | 1,083         | 24                                | 12   |
| Utah              | 43            | 53            | 10                                | 42   |
| Vermont           | 94            | 85            | (9)                               | 35   |
| Virginia          | 2,512         | 2,496         | (16)                              | 4    |
| Washington        | 188           | 174           | (14)                              | 28   |
| West Virginia     | 126           | 118           | (8)                               | 33   |
| Wisconsin         | 136           | 152           | 16                                | 30   |
| Wyoming           | 9             | 8             | (1)                               | 52   |
| Territories       | 54            | 53            | (1)                               | 42   |
| Foreign Countries | 3,046         | 3,160         | 114                               | 1    |
| Unknown           | 284           | 307           | 23                                | 18   |
| <b>TOTAL</b>      | <b>31,709</b> | <b>31,702</b> | <b>(7)</b>                        |      |

**UNDERGRADUATE OPENING FALL ENROLLMENT 2022  
(FTE): INCREASE/(DECREASE) OVER FALL 2021**

|                   | IN-STATE      |                       | OUT-OF-STATE  |                       | TOTAL         |                       |
|-------------------|---------------|-----------------------|---------------|-----------------------|---------------|-----------------------|
|                   | 2022          | Increase/<br>Decrease | 2022          | Increase/<br>Decrease | 2022          | Increase/<br>Decrease |
| Barton            | 803           | 7                     | 286           | 15                    | 1,089         | 22                    |
| Belmont Abbey     | 618           | -66                   | 790           | 38                    | 1,408         | -28                   |
| Bennett           | 64            | -23                   | 99            | -18                   | 163           | -41                   |
| Brevard           | 373           | -36                   | 350           | 2                     | 724           | -34                   |
| Cabarrus          | 315           | 2                     | 20            | 3                     | 335           | 4                     |
| Campbell          | 2,086         | -304                  | 624           | -31                   | 2,710         | -335                  |
| Catawba           | 727           | -62                   | 323           | 20                    | 1,049         | -42                   |
| Chowan            | 342           | -69                   | 425           | -55                   | 767           | -124                  |
| Davidson          | 386           | -14                   | 1,541         | -32                   | 1,927         | -46                   |
| Duke              | 1,109         | -118                  | 5,496         | -129                  | 6,605         | -247                  |
| Elon              | 1,250         | 45                    | 4,983         | -25                   | 6,233         | 21                    |
| Gardner-Webb      | 1,105         | -118                  | 575           | -44                   | 1,680         | -161                  |
| Greensboro        | 509           | 37                    | 145           | -10                   | 654           | 27                    |
| Guilford          | 751           | -152                  | 255           | 24                    | 1,007         | -128                  |
| High Point        | 1,323         | -1                    | 3,651         | 100                   | 4,974         | 99                    |
| Johnson C. Smith  | 564           | -34                   | 461           | -24                   | 1,024         | -58                   |
| Lees-McRae        | 514           | -43                   | 325           | 26                    | 839           | -17                   |
| Lenoir-Rhyne      | 1,068         | -59                   | 356           | 25                    | 1,424         | -34                   |
| Livingstone       | 475           | -35                   | 355           | -17                   | 831           | -52                   |
| Louisburg         | 261           | -168                  | 88            | 16                    | 349           | -152                  |
| Mars Hill         | 588           | -45                   | 368           | 7                     | 956           | -37                   |
| Meredith          | 1,072         | -134                  | 215           | 18                    | 1,287         | -116                  |
| Methodist         | 893           | -75                   | 478           | 1                     | 1,371         | -74                   |
| Montreat          | 429           | -85                   | 360           | 2                     | 788           | -83                   |
| Mount Olive       | 1,282         | -58                   | 329           | -5                    | 1,611         | -63                   |
| NC Wesleyan       | 779           | -149                  | 362           | -18                   | 1,141         | -166                  |
| Pfeiffer          | 532           | -80                   | 139           | 18                    | 670           | -62                   |
| Queens            | 673           | -87                   | 602           | -29                   | 1,276         | -116                  |
| Saint Augustine's | 590           | -189                  | 271           | -3                    | 861           | -192                  |
| Salem             | 270           | -16                   | 46            | 2                     | 316           | -14                   |
| Shaw              | 488           | -55                   | 398           | -5                    | 886           | -60                   |
| St. Andrews       | 267           | -95                   | 471           | -172                  | 738           | -267                  |
| Wake Forest       | 881           | -73                   | 4,546         | 54                    | 5,427         | -19                   |
| Warren Wilson     | 278           | -1                    | 437           | -3                    | 714           | -5                    |
| William Peace     | 527           | -51                   | 108           | 7                     | 635           | -44                   |
| Wingate           | 1,422         | -70                   | 1,056         | 115                   | 2,479         | 45                    |
| <b>TOTAL</b>      | <b>25,615</b> | <b>-2,470</b>         | <b>31,329</b> | <b>-125</b>           | <b>56,944</b> | <b>-2,596</b>         |

\*FTE include decimals and sums may not reflect that.

**UNDERGRADUATE FTE ENROLLMENT: FALL 2018 - FALL 2022**

|                    | Fall 2018     |               | Fall 2019     |               | Fall 2020     |               | Fall 2021     |               | Fall 2022     |               | 2018-2022 Change |              | % Change               | % Change               |
|--------------------|---------------|---------------|---------------|---------------|---------------|---------------|---------------|---------------|---------------|---------------|------------------|--------------|------------------------|------------------------|
|                    | In-State      | Out-of-State  | In-State      | Out-of-State  | In-State      | Out-of-State  | In-State      | Out-of-State  | In-State      | Out-of-State  | In-State         | Out-of-State | Fall 2021 to Fall 2022 | Fall 2018 to Fall 2022 |
| Barton             | 682           | 273           | 745           | 285           | 803           | 251           | 796           | 271           | 803           | 286           | 121              | 13           | 2%                     | 14%                    |
| Belmont Abbey      | 836           | 658           | 784           | 662           | 736           | 690           | 684           | 753           | 618           | 790           | (218)            | 132          | -2%                    | -6%                    |
| Bennett            | 264           | 237           | 144           | 104           | 104           | 132           | 87            | 117           | 64            | 99            | (199)            | (138)        | -20%                   | -67%                   |
| Brevard            | 397           | 296           | 409           | 325           | 408           | 338           | 409           | 348           | 373           | 350           | (24)             | 55           | -4%                    | 4%                     |
| Cabarrus           | 290           | 14            | 323           | 18            | 322           | 18            | 314           | 17            | 315           | 20            | 26               | 6            | 1%                     | 10%                    |
| Campbell           | 3,132         | 728           | 2,899         | 714           | 2,715         | 695           | 2,390         | 655           | 2,086         | 624           | (1,046)          | (104)        | -11%                   | -30%                   |
| Catawba            | 974           | 282           | 967           | 300           | 870           | 311           | 788           | 303           | 727           | 323           | (247)            | 41           | -4%                    | -16%                   |
| Chowan             | 742           | 637           | 673           | 579           | 524           | 538           | 412           | 480           | 342           | 425           | (400)            | (213)        | -14%                   | -44%                   |
| Davidson           | 376           | 1,467         | 362           | 1,475         | 398           | 1,585         | 400           | 1,573         | 386           | 1,541         | 10               | 74           | -2%                    | 5%                     |
| Duke               | 999           | 5,667         | 1,010         | 5,602         | 1,136         | 5,479         | 1,227         | 5,625         | 1,109         | 5,496         | 110              | (171)        | -4%                    | -1%                    |
| Elon               | 1,097         | 5,013         | 1,120         | 5,061         | 1,160         | 5,008         | 1,205         | 5,007         | 1,250         | 4,983         | 153              | (31)         | 0%                     | 2%                     |
| Gardner-Webb       | 1,323         | 524           | 1,299         | 531           | 1,312         | 604           | 1,223         | 618           | 1,105         | 575           | (217)            | 51           | -9%                    | -9%                    |
| Greensboro         | 569           | 174           | 546           | 118           | 549           | 156           | 472           | 155           | 509           | 145           | (60)             | (29)         | 4%                     | -12%                   |
| Guilford           | 1,044         | 424           | 1,083         | 360           | 1,024         | 325           | 904           | 231           | 751           | 255           | (293)            | (169)        | -11%                   | -31%                   |
| High Point         | 1,064         | 3,457         | 1,162         | 3,408         | 1,236         | 3,360         | 1,324         | 3,551         | 1,323         | 3,651         | 259              | 194          | 2%                     | 10%                    |
| Johnson C. Smith   | 861           | 600           | 805           | 594           | 680           | 546           | 553           | 474           | 564           | 461           | (297)            | (139)        | 0%                     | -30%                   |
| Lees-McRae         | 675           | 265           | 573           | 252           | 558           | 255           | 557           | 299           | 514           | 325           | (161)            | 60           | -2%                    | -11%                   |
| Lenoir-Rhyne       | 1,341         | 338           | 1,374         | 332           | 1,329         | 336           | 1,127         | 331           | 1,068         | 356           | (273)            | 19           | -2%                    | -15%                   |
| Livingstone        | 742           | 403           | 685           | 432           | 521           | 322           | 636           | 248           | 475           | 355           | (266)            | (48)         | -6%                    | -27%                   |
| Louisburg          | 491           | 102           | 436           | 107           | 386           | 77            | 429           | 72            | 261           | 88            | (230)            | (14)         | -30%                   | -41%                   |
| Mars Hill          | 780           | 329           | 705           | 311           | 688           | 307           | 632           | 361           | 588           | 368           | (192)            | 39           | -4%                    | -14%                   |
| Meredith           | 1,345         | 217           | 1,284         | 206           | 1,294         | 196           | 1,206         | 197           | 1,072         | 215           | (273)            | (2)          | -8%                    | -18%                   |
| Methodist          | 1,116         | 553           | 1,056         | 508           | 940           | 414           | 968           | 477           | 893           | 478           | (222)            | (76)         | -5%                    | -18%                   |
| Montreat           | 428           | 249           | 422           | 292           | 451           | 317           | 513           | 358           | 429           | 360           | 1                | 110          | -10%                   | 16%                    |
| Mount Olive        | 2,078         | 299           | 1,805         | 325           | 1,567         | 318           | 1,340         | 334           | 1,282         | 329           | (796)            | 30           | -4%                    | -32%                   |
| N. C. Wesleyan     | 1,462         | 388           | 1,338         | 384           | 1,114         | 366           | 928           | 379           | 779           | 362           | (683)            | (27)         | -13%                   | -38%                   |
| Pfeiffer           | 731           | 144           | 747           | 122           | 679           | 113           | 612           | 120           | 532           | 139           | (199)            | (5)          | -8%                    | -23%                   |
| Queens             | 947           | 703           | 954           | 686           | 937           | 666           | 760           | 631           | 673           | 602           | (274)            | (101)        | -8%                    | -23%                   |
| Saint Augustine's  | 492           | 271           | 601           | 316           | 751           | 275           | 779           | 274           | 590           | 271           | 98               | 1            | -18%                   | 13%                    |
| Salem              | 451           | 173           | 422           | 119           | 365           | 75            | 286           | 44            | 270           | 46            | (181)            | (127)        | -4%                    | -49%                   |
| Shaw               | 740           | 542           | 684           | 447           | 673           | 438           | 543           | 403           | 488           | 398           | (252)            | (144)        | -6%                    | -31%                   |
| St. Andrews        | 296           | 300           | 265           | 338           | 312           | 513           | 362           | 642           | 267           | 471           | (29)             | 171          | -27%                   | 24%                    |
| Wake Forest        | 1,030         | 4,175         | 1,022         | 4,247         | 997           | 4,416         | 955           | 4,491         | 881           | 4,546         | (149)            | 371          | 0%                     | 4%                     |
| Warren Wilson      | 218           | 421           | 268           | 428           | 240           | 381           | 279           | 440           | 278           | 437           | 60               | 16           | -1%                    | 12%                    |
| William Peace      | 777           | 95            | 733           | 115           | 685           | 98            | 578           | 101           | 527           | 108           | (250)            | 14           | -6%                    | -27%                   |
| Wingate            | 1,920         | 788           | 1,920         | 814           | 1,757         | 889           | 1,492         | 941           | 1,422         | 1,056         | (498)            | 268          | 2%                     | -8%                    |
| <b>GRAND TOTAL</b> | <b>32,706</b> | <b>31,201</b> | <b>31,621</b> | <b>30,913</b> | <b>30,216</b> | <b>30,804</b> | <b>28,166</b> | <b>31,320</b> | <b>25,615</b> | <b>31,329</b> | <b>(7,091)</b>   | <b>129</b>   | <b>-4%</b>             | <b>-11%</b>            |

**UNDERGRADUATE OPENING FALL ENROLLMENT 2022 (HEADCOUNT):  
INCREASE/(DECREASE) OVER FALL 2021**

|                   | IN-STATE      |                       | OUT-OF-STATE  |                       | TOTAL         |                       |
|-------------------|---------------|-----------------------|---------------|-----------------------|---------------|-----------------------|
|                   | 2022          | Increase/<br>Decrease | 2022          | Increase/<br>Decrease | Total<br>2022 | Increase/<br>Decrease |
| Barton            | 899           | 22                    | 288           | 15                    | 1,187         | 37                    |
| Belmont Abbey     | 677           | -70                   | 798           | 38                    | 1,475         | -32                   |
| Bennett           | 68            | -39                   | 100           | -21                   | 168           | -60                   |
| Brevard           | 377           | -40                   | 354           | 2                     | 731           | -38                   |
| Cabarrus          | 427           | 8                     | 24            | 5                     | 451           | 13                    |
| Campbell          | 2,297         | -336                  | 668           | -24                   | 2,965         | -360                  |
| Catawba           | 767           | -65                   | 327           | 23                    | 1,094         | -42                   |
| Chowan            | 343           | -73                   | 428           | -52                   | 771           | -125                  |
| Davidson          | 386           | -14                   | 1,541         | -32                   | 1,927         | -46                   |
| Duke              | 1,115         | -116                  | 5,532         | -120                  | 6,647         | -236                  |
| Elon              | 1,310         | 48                    | 5,027         | -13                   | 6,337         | 35                    |
| Gardner-Webb      | 1,224         | -119                  | 585           | -51                   | 1,809         | -170                  |
| Greensboro        | 572           | 51                    | 145           | -11                   | 717           | 40                    |
| Guilford          | 766           | -194                  | 256           | 24                    | 1,022         | -170                  |
| High Point        | 1,370         | 28                    | 3,666         | 98                    | 5,036         | 126                   |
| Johnson C. Smith  | 582           | -53                   | 470           | -40                   | 1,052         | -93                   |
| Lees-McRae        | 529           | -43                   | 326           | 26                    | 855           | -17                   |
| Lenoir-Rhyne      | 1,171         | -73                   | 359           | 24                    | 1,530         | -49                   |
| Livingstone       | 481           | -35                   | 358           | -16                   | 839           | -51                   |
| Louisburg         | 261           | -168                  | 88            | 16                    | 349           | -152                  |
| Mars Hill         | 624           | -30                   | 370           | 5                     | 994           | -25                   |
| Meredith          | 1,101         | -122                  | 221           | 17                    | 1,322         | -105                  |
| Methodist         | 954           | -77                   | 494           | 5                     | 1,448         | -72                   |
| Montreat          | 462           | -94                   | 356           | -42                   | 818           | -136                  |
| Mount Olive       | 1,670         | -58                   | 349           | -8                    | 2,019         | -66                   |
| NC Wesleyan       | 863           | -156                  | 386           | -19                   | 1,249         | -175                  |
| Pfeiffer          | 541           | -81                   | 142           | 20                    | 683           | -61                   |
| Queens            | 707           | -96                   | 610           | -27                   | 1,317         | -123                  |
| Saint Augustine's | 681           | -147                  | 299           | 22                    | 981           | -125                  |
| Salem             | 310           | -18                   | 54            | 6                     | 364           | -12                   |
| Shaw              | 518           | -68                   | 406           | -6                    | 924           | -74                   |
| St. Andrews       | 286           | -30                   | 496           | -156                  | 782           | -186                  |
| Wake Forest       | 885           | -77                   | 4,562         | 52                    | 5,447         | -25                   |
| Warren Wilson     | 285           | 4                     | 438           | -3                    | 723           | 1                     |
| William Peace     | 597           | -25                   | 116           | -4                    | 713           | -29                   |
| Wingate           | 1,445         | -89                   | 1,065         | 116                   | 2,510         | 27                    |
| <b>TOTAL</b>      | <b>27,551</b> | <b>-2,445</b>         | <b>31,704</b> | <b>-131</b>           | <b>59,256</b> | <b>-2,576</b>         |



## UNDERGRADUATE HEADCOUNT ENROLLMENT: FALL 2018 - FALL 2022

|                    | Fall 2018     |               | Fall 2019     |               | Fall 2020     |               | Fall 2021     |               | Fall 2022     |               | 2018-2022 Change |              | % Change               | % Change               |
|--------------------|---------------|---------------|---------------|---------------|---------------|---------------|---------------|---------------|---------------|---------------|------------------|--------------|------------------------|------------------------|
|                    | In-State      | Out-of-State  | In-State      | Out-of-State  | In-State      | Out-of-State  | In-State      | Out-of-State  | In-State      | Out-of-State  | In-State         | Out-of-State | Fall 2021 to Fall 2022 | Fall 2018 to Fall 2022 |
| Barton             | 702           | 274           | 780           | 285           | 853           | 252           | 877           | 273           | 899           | 288           | 197              | 14           | 3%                     | 22%                    |
| Belmont Abbey      | 893           | 663           | 839           | 668           | 773           | 694           | 747           | 760           | 677           | 798           | (216)            | 135          | -2%                    | -5%                    |
| Bennett            | 294           | 240           | 148           | 108           | 146           | 136           | 107           | 121           | 68            | 100           | (226)            | (140)        | -26%                   | -69%                   |
| Brevard            | 402           | 296           | 416           | 326           | 415           | 339           | 417           | 352           | 377           | 354           | (25)             | 58           | -5%                    | 5%                     |
| Cabarrus           | 386           | 16            | 418           | 21            | 429           | 23            | 419           | 19            | 427           | 24            | 41               | 8            | 3%                     | 12%                    |
| Campbell           | 3,460         | 782           | 3,218         | 762           | 2,981         | 739           | 2,633         | 692           | 2,297         | 668           | (1,163)          | (114)        | -11%                   | -30%                   |
| Catawba            | 1,009         | 289           | 1,019         | 300           | 912           | 312           | 832           | 304           | 767           | 327           | (242)            | 38           | -4%                    | -16%                   |
| Chowan             | 754           | 640           | 679           | 580           | 559           | 541           | 416           | 480           | 343           | 428           | (411)            | (212)        | -14%                   | -45%                   |
| Davidson           | 376           | 1,467         | 362           | 1,475         | 398           | 1,585         | 400           | 1,573         | 386           | 1,541         | 10               | 74           | -2%                    | 5%                     |
| Duke               | 1,001         | 5,681         | 1,018         | 5,631         | 1,158         | 5,559         | 1,231         | 5,652         | 1,115         | 5,532         | 114              | (149)        | -3%                    | -1%                    |
| Elon               | 1,153         | 5,043         | 1,180         | 5,097         | 1,227         | 5,064         | 1,262         | 5,040         | 1,310         | 5,027         | 157              | (16)         | 1%                     | 2%                     |
| Gardner-Webb       | 1,480         | 549           | 1,446         | 554           | 1,442         | 625           | 1,343         | 637           | 1,224         | 585           | (256)            | 36           | -9%                    | -11%                   |
| Greensboro         | 579           | 176           | 556           | 174           | 643           | 157           | 521           | 156           | 572           | 145           | (7)              | (31)         | 6%                     | -5%                    |
| Guilford           | 1,138         | 429           | 1,160         | 365           | 1,090         | 330           | 960           | 232           | 766           | 256           | (372)            | (173)        | -14%                   | -35%                   |
| High Point         | 1,078         | 3,467         | 1,170         | 3,421         | 1,244         | 3,384         | 1,342         | 3,568         | 1,370         | 3,666         | 292              | 199          | 3%                     | 11%                    |
| Johnson C. Smith   | 875           | 605           | 829           | 606           | 698           | 555           | 596           | 478           | 582           | 470           | (293)            | (135)        | -2%                    | -29%                   |
| Lees-McRae         | 700           | 266           | 595           | 253           | 580           | 256           | 572           | 300           | 529           | 326           | (171)            | 60           | -2%                    | -11%                   |
| Lenoir-Rhyne       | 1,484         | 341           | 1,511         | 335           | 1,445         | 338           | 1,244         | 335           | 1,171         | 359           | (313)            | 18           | -3%                    | -16%                   |
| Livingstone        | 745           | 403           | 689           | 433           | 521           | 324           | 641           | 249           | 481           | 358           | (264)            | (45)         | -6%                    | -27%                   |
| Louisburg          | 492           | 102           | 438           | 108           | 388           | 77            | 429           | 72            | 261           | 88            | (231)            | (14)         | -30%                   | -41%                   |
| Mars Hill          | 802           | 329           | 731           | 311           | 712           | 307           | 654           | 365           | 624           | 370           | (178)            | 41           | -2%                    | -12%                   |
| Meredith           | 1,368         | 235           | 1,319         | 209           | 1,313         | 208           | 1,223         | 204           | 1,101         | 221           | (267)            | (14)         | -7%                    | -18%                   |
| Methodist          | 1,207         | 563           | 1,129         | 517           | 1,004         | 422           | 1,031         | 489           | 954           | 494           | (253)            | (69)         | -5%                    | -18%                   |
| Montreat           | 527           | 259           | 519           | 293           | 503           | 327           | 556           | 398           | 462           | 356           | (65)             | 97           | -14%                   | 4%                     |
| Mount Olive        | 2,672         | 319           | 2,269         | 343           | 2,009         | 341           | 1,728         | 357           | 1,670         | 349           | (1,002)          | 30           | -3%                    | -32%                   |
| N. C. Wesleyan     | 1,618         | 390           | 1,438         | 384           | 1,215         | 372           | 1,019         | 405           | 863           | 386           | (755)            | (4)          | -12%                   | -38%                   |
| Pfeiffer           | 754           | 146           | 774           | 123           | 697           | 114           | 622           | 122           | 541           | 142           | (213)            | (4)          | -8%                    | -24%                   |
| Queens             | 1,047         | 719           | 1,034         | 699           | 992           | 678           | 803           | 637           | 707           | 610           | (340)            | (109)        | -9%                    | -25%                   |
| Saint Augustine's  | 496           | 270           | 710           | 318           | 805           | 277           | 828           | 277           | 681           | 299           | 185              | 29           | -11%                   | 28%                    |
| Salem              | 509           | 194           | 489           | 123           | 409           | 83            | 329           | 48            | 310           | 54            | (199)            | (140)        | -3%                    | -48%                   |
| Shaw               | 759           | 546           | 722           | 452           | 705           | 447           | 586           | 412           | 518           | 406           | (241)            | (140)        | -7%                    | -29%                   |
| St. Andrews        | 328           | 328           | 299           | 397           | 330           | 525           | 316           | 652           | 286           | 496           | (42)             | 168          | -19%                   | 19%                    |
| Wake Forest        | 1,036         | 4,189         | 1,027         | 4,260         | 1,006         | 4,435         | 962           | 4,510         | 885           | 4,562         | (151)            | 373          | 0%                     | 4%                     |
| Warren Wilson      | 220           | 421           | 275           | 431           | 242           | 383           | 281           | 441           | 285           | 438           | 65               | 17           | 0%                     | 13%                    |
| William Peace      | 814           | 96            | 769           | 120           | 725           | 105           | 622           | 120           | 597           | 116           | (217)            | 20           | -4%                    | -22%                   |
| Wingate            | 1,934         | 792           | 1,944         | 820           | 1,786         | 898           | 1,534         | 949           | 1,445         | 1,065         | (489)            | 273          | 1%                     | -8%                    |
| <b>GRAND TOTAL</b> | <b>35,092</b> | <b>31,525</b> | <b>33,919</b> | <b>31,302</b> | <b>32,355</b> | <b>31,212</b> | <b>30,083</b> | <b>31,679</b> | <b>27,551</b> | <b>31,704</b> | <b>(7,541)</b>   | <b>179</b>   | <b>-4%</b>             | <b>-11%</b>            |

**ENROLLMENT PROFILE OF UNDERGRADUATE STUDENTS FALL 2022 (HEADCOUNT)**

|                   | <b>Full Time</b> | <b>Part Time</b> | <b>Total</b>  | <b>Percent Men</b> | <b>Percent Women</b> |
|-------------------|------------------|------------------|---------------|--------------------|----------------------|
| Barton            | 1,025            | 162              | 1,187         | 46%                | 54%                  |
| Belmont Abbey     | 1,346            | 129              | 1,475         | 54%                | 46%                  |
| Bennett           | 158              | 10               | 168           | 0%                 | 100%                 |
| Brevard           | 718              | 13               | 731           | 62%                | 38%                  |
| Cabarrus          | 135              | 316              | 451           | 7%                 | 93%                  |
| Campbell          | 2,468            | 497              | 2,965         | 48%                | 52%                  |
| Catawba           | 1,000            | 94               | 1,094         | 48%                | 52%                  |
| Chowan            | 762              | 9                | 771           | 61%                | 39%                  |
| Davidson          | 1,927            | 0                | 1,927         | 47%                | 53%                  |
| Duke              | 6,596            | 51               | 6,647         | 47%                | 53%                  |
| Elon              | 6,147            | 190              | 6,337         | 41%                | 59%                  |
| Gardner-Webb      | 1,511            | 298              | 1,809         | 36%                | 64%                  |
| Greensboro        | 591              | 126              | 717           | 58%                | 42%                  |
| Guilford          | 999              | 23               | 1,022         | 50%                | 50%                  |
| High Point        | 4,934            | 102              | 5,036         | 44%                | 56%                  |
| Johnson C. Smith  | 988              | 64               | 1,052         | 46%                | 54%                  |
| Lees-McRae        | 821              | 34               | 855           | 35%                | 65%                  |
| Lenoir-Rhyne      | 1,337            | 193              | 1,530         | 44%                | 56%                  |
| Livingstone       | 814              | 25               | 839           | 59%                | 41%                  |
| Louisburg         | 336              | 13               | 349           | 75%                | 25%                  |
| Mars Hill         | 914              | 80               | 994           | 51%                | 49%                  |
| Meredith          | 1,258            | 64               | 1,322         | 0%                 | 100%                 |
| Methodist         | 1,288            | 160              | 1,448         | 55%                | 45%                  |
| Montreat          | 725              | 93               | 818           | 54%                | 46%                  |
| Mount Olive       | 1,186            | 833              | 2,019         | 34%                | 66%                  |
| NC Wesleyan       | 1,040            | 209              | 1,249         | 51%                | 49%                  |
| Pfeiffer          | 657              | 26               | 683           | 47%                | 53%                  |
| Queens            | 1,241            | 76               | 1,317         | 36%                | 64%                  |
| Saint Augustine's | 784              | 196              | 981           | 52%                | 48%                  |
| Salem             | 279              | 85               | 364           | 2%                 | 98%                  |
| Shaw              | 833              | 91               | 924           | 47%                | 53%                  |
| St. Andrews       | 682              | 100              | 782           | 44%                | 56%                  |
| Wake Forest       | 5,389            | 58               | 5,447         | 45%                | 55%                  |
| Warren Wilson     | 710              | 13               | 723           | 34%                | 66%                  |
| William Peace     | 580              | 133              | 713           | 49%                | 51%                  |
| Wingate           | 2,454            | 56               | 2,510         | 41%                | 59%                  |
| <b>TOTAL</b>      | <b>54,634</b>    | <b>4,622</b>     | <b>59,256</b> | <b>44%</b>         | <b>56%</b>           |

**UNDERGRADUATE HEADCOUNT ENROLLMENT BY RACE/ETHNICITY CATEGORY, FALL 2022**

|                    | U.S. Nonresident |           | Hispanic/ Latino |           | American Indian/ Alaskan Native |           | Asian        |           | Black or African American |            | Native Hawaiian or Other Pacific Islander |           | White         |            | Two or More Races |           | Unknown      |           | Total         |
|--------------------|------------------|-----------|------------------|-----------|---------------------------------|-----------|--------------|-----------|---------------------------|------------|---|-----------|---------------|------------|-------------------|-----------|--------------|-----------|---------------|
|                    | #                | %         | #                | %         | #                               | %         | #            | %         | #                         | %          | #   | %         | #             | %          | #                 | %         | #            | %         | #             |
| Barton             | 50               | 4%        | 123              | 10%       | 4                               | 0%        | 6            | 1%        | 333                       | 28%        | 0   | 0%        | 644           | 54%        | 20                | 2%        | 7            | 1%        | 1,187         |
| Belmont Abbey      | 55               | 4%        | 83               | 6%        | 5                               | 0%        | 22           | 1%        | 149                       | 10%        | 4   | 0%        | 961           | 65%        | 33                | 2%        | 163          | 11%       | 1,475         |
| Bennett            | 7                | 4%        | 3                | 2%        | 1                               | 1%        | 0            | 0%        | 93                        | 55%        | 0   | 0%        | 0             | 0%         | 30                | 18%       | 34           | 20%       | 168           |
| Brevard            | 43               | 6%        | 54               | 7%        | 10                              | 1%        | 8            | 1%        | 89                        | 12%        | 0   | 0%        | 480           | 65%        | 47                | 6%        | 4            | 1%        | 735           |
| Cabarrus           | 0                | 0%        | 40               | 9%        | 1                               | 0%        | 13           | 3%        | 84                        | 19%        | 0   | 0%        | 290           | 64%        | 23                | 5%        | 0            | 0%        | 451           |
| Campbell           | 82               | 3%        | 339              | 11%       | 9                               | 0%        | 67           | 2%        | 447                       | 15%        | 5   | 0%        | 1,753         | 59%        | 139               | 5%        | 124          | 4%        | 2,965         |
| Catawba            | 67               | 6%        | 107              | 10%       | 2                               | 0%        | 7            | 1%        | 218                       | 20%        | 1   | 0%        | 590           | 54%        | 46                | 4%        | 56           | 5%        | 1,094         |
| Chowan             | 53               | 7%        | 29               | 4%        | 9                               | 1%        | 2            | 0%        | 421                       | 53%        | 1   | 0%        | 157           | 20%        | 17                | 2%        | 111          | 14%       | 800           |
| Davidson           | 193              | 10%       | 187              | 10%       | 3                               | 0%        | 102          | 5%        | 123                       | 6%         | 0   | 0%        | 1,193         | 62%        | 103               | 5%        | 23           | 1%        | 1,927         |
| Duke               | 664              | 10%       | 728              | 11%       | 18                              | 0%        | 1,395        | 21%       | 567                       | 9%         | 4   | 0%        | 2,440         | 37%        | 493               | 7%        | 331          | 5%        | 6,640         |
| Elon               | 138              | 2%        | 405              | 6%        | 8                               | 0%        | 148          | 2%        | 363                       | 6%         | 1   | 0%        | 5,008         | 79%        | 198               | 3%        | 68           | 1%        | 6,337         |
| Gardner-Webb       | 3                | 0%        | 78               | 4%        | 13                              | 1%        | 17           | 1%        | 311                       | 17%        | 5   | 0%        | 972           | 54%        | 45                | 2%        | 368          | 20%       | 1,812         |
| Greensboro         | 1                | 0%        | 60               | 8%        | 2                               | 0%        | 4            | 1%        | 245                       | 34%        | 2   | 0%        | 314           | 43%        | 47                | 6%        | 55           | 8%        | 730           |
| Guilford           | 13               | 1%        | 169              | 15%       | 3                               | 0%        | 74           | 7%        | 318                       | 28%        | 0   | 0%        | 474           | 42%        | 54                | 5%        | 24           | 2%        | 1,129         |
| High Point         | 71               | 1%        | 377              | 7%        | 24                              | 0%        | 99           | 2%        | 362                       | 7%         | 1   | 0%        | 3,827         | 76%        | 145               | 3%        | 130          | 3%        | 5,036         |
| Johnson C. Smith   | 6                | 1%        | 8                | 1%        | 7                               | 1%        | 3            | 0%        | 807                       | 77%        | 3   | 0%        | 8             | 1%         | 2                 | 0%        | 208          | 20%       | 1,052         |
| Lees-McRae         | 33               | 4%        | 60               | 7%        | 5                               | 1%        | 11           | 1%        | 59                        | 7%         | 0   | 0%        | 634           | 74%        | 12                | 1%        | 41           | 5%        | 855           |
| Lenoir-Rhyne       | 87               | 6%        | 54               | 4%        | 7                               | 0%        | 33           | 2%        | 218                       | 14%        | 0   | 0%        | 970           | 63%        | 131               | 9%        | 29           | 2%        | 1,529         |
| Livingstone        | 5                | 1%        | 3                | 0%        | 2                               | 0%        | 1            | 0%        | 753                       | 90%        | 0   | 0%        | 14            | 2%         | 30                | 4%        | 31           | 4%        | 839           |
| Louisburg          | 7                | 2%        | 34               | 8%        | 2                               | 0%        | 2            | 0%        | 260                       | 60%        | 0   | 0%        | 104           | 24%        | 18                | 4%        | 7            | 2%        | 434           |
| Mars Hill          | 52               | 5%        | 92               | 9%        | 10                              | 1%        | 8            | 1%        | 172                       | 17%        | 2   | 0%        | 637           | 64%        | 12                | 1%        | 9            | 1%        | 994           |
| Meredith           | 19               | 1%        | 175              | 13%       | 11                              | 1%        | 67           | 5%        | 121                       | 9%         | 3   | 0%        | 853           | 65%        | 27                | 2%        | 46           | 3%        | 1,322         |
| Methodist          | 91               | 6%        | 120              | 8%        | 16                              | 1%        | 15           | 1%        | 334                       | 23%        | 3   | 0%        | 694           | 48%        | 21                | 1%        | 154          | 11%       | 1,448         |
| Montreat           | 19               | 2%        | 28               | 3%        | 8                               | 1%        | 8            | 1%        | 85                        | 10%        | 5   | 1%        | 445           | 54%        | 15                | 2%        | 207          | 25%       | 820           |
| Mount Olive        | 73               | 4%        | 196              | 10%       | 13                              | 1%        | 9            | 0%        | 527                       | 26%        | 3   | 0%        | 1,066         | 53%        | 104               | 5%        | 28           | 1%        | 2,019         |
| NC Wesleyan        | 171              | 14%       | 38               | 3%        | 16                              | 1%        | 6            | 0%        | 493                       | 39%        | 1   | 0%        | 336           | 27%        | 58                | 5%        | 130          | 10%       | 1,249         |
| Pfeiffer           | 15               | 2%        | 79               | 12%       | 4                               | 1%        | 1            | 0%        | 147                       | 22%        | 1   | 0%        | 392           | 57%        | 41                | 6%        | 3            | 0%        | 683           |
| Queens             | 176              | 13%       | 182              | 14%       | 2                               | 0%        | 47           | 4%        | 178                       | 14%        | 1   | 0%        | 686           | 52%        | 2                 | 0%        | 43           | 3%        | 1,317         |
| Saint Augustine's  | 0                | 0%        | 3                | 0%        | 20                              | 2%        | 12           | 1%        | 1,006                     | 93%        | 4   | 0%        | 38            | 4%         | 0                 | 0%        | 2            | 0%        | 1,085         |
| Salem              | 2                | 1%        | 65               | 18%       | 1                               | 0%        | 7            | 2%        | 52                        | 14%        | 0   | 0%        | 172           | 47%        | 31                | 9%        | 34           | 9%        | 364           |
| Shaw               | 79               | 9%        | 7                | 1%        | 3                               | 0%        | 12           | 1%        | 599                       | 65%        | 3   | 0%        | 29            | 3%         | 77                | 8%        | 115          | 12%       | 924           |
| St. Andrews        | 42               | 5%        | 76               | 10%       | 18                              | 2%        | 13           | 2%        | 137                       | 18%        | 0   | 0%        | 215           | 28%        | 24                | 3%        | 255          | 33%       | 780           |
| Wake Forest        | 466              | 9%        | 481              | 9%        | 3                               | 0%        | 227          | 4%        | 339                       | 6%         | 0   | 0%        | 3,591         | 66%        | 297               | 5%        | 43           | 1%        | 5,447         |
| Warren Wilson      | 34               | 5%        | 55               | 8%        | 2                               | 0%        | 7            | 1%        | 38                        | 5%         | 1   | 0%        | 540           | 75%        | 29                | 4%        | 17           | 2%        | 723           |
| William Peace      | 7                | 1%        | 84               | 12%       | 2                               | 0%        | 17           | 2%        | 190                       | 27%        | 0   | 0%        | 375           | 53%        | 34                | 5%        | 4            | 1%        | 713           |
| Wingate            | 208              | 8%        | 211              | 8%        | 7                               | 0%        | 47           | 2%        | 590                       | 24%        | 1   | 0%        | 1,110         | 44%        | 236               | 9%        | 100          | 4%        | 2,510         |
| <b>GRAND TOTAL</b> | <b>3,032</b>     | <b>5%</b> | <b>4,833</b>     | <b>8%</b> | <b>271</b>                      | <b>0%</b> | <b>2,517</b> | <b>4%</b> | <b>11,228</b>             | <b>19%</b> | <b>55</b>                                 | <b>0%</b> | <b>32,012</b> | <b>54%</b> | <b>2,641</b>      | <b>4%</b> | <b>3,004</b> | <b>5%</b> | <b>59,593</b> |

Note: % rounded to the nearest whole number.

Source: IPEDS Fall Enrollment Survey

**FIRST TIME FRESHMEN OPENING FALL ENROLLMENT 2022 (FTE):  
INCREASE/(DECREASE) OVER FALL 2021**

|                   | IN-STATE     |                       | OUT-OF-STATE |                       | TOTAL         |                       |
|-------------------|--------------|-----------------------|--------------|-----------------------|---------------|-----------------------|
|                   | 2022         | Increase/<br>Decrease | 2022         | Increase/<br>Decrease | 2022          | Increase/<br>Decrease |
| Barton            | 207          | 30                    | 93           | 8                     | 300           | 38                    |
| Belmont Abbey     | 146          | -20                   | 248          | -14                   | 394           | -34                   |
| Bennett           | 9            | -1                    | 21           | 4                     | 30            | 3                     |
| Brevard           | 77           | -22                   | 90           | -12                   | 167           | -34                   |
| Cabarrus          | 13           | 0                     | 1            | 0                     | 14            | 0                     |
| Campbell          | 371          | -57                   | 134          | 11                    | 505           | -46                   |
| Catawba           | 179          | -3                    | 115          | 32                    | 294           | 29                    |
| Chowan            | 95           | 1                     | 120          | 5                     | 215           | 6                     |
| Davidson          | 94           | -19                   | 448          | 14                    | 542           | -5                    |
| Duke              | 223          | -30                   | 1,522        | 31                    | 1,745         | 1                     |
| Elon              | 313          | 10                    | 1,378        | 90                    | 1,691         | 100                   |
| Gardner-Webb      | 221          | -19                   | 181          | -26                   | 402           | -46                   |
| Greensboro        | 142          | 31                    | 41           | -13                   | 183           | 18                    |
| Guilford          | 260          | 62                    | 109          | 60                    | 369           | 122                   |
| High Point        | 356          | -28                   | 1,145        | 88                    | 1,501         | 60                    |
| Johnson C. Smith  | 154          | 57                    | 105          | 17                    | 259           | 73                    |
| Lees-McRae        | 96           | -28                   | 116          | -7                    | 212           | -35                   |
| Lenoir-Rhyne      | 256          | -30                   | 123          | 40                    | 379           | 11                    |
| Livingstone       | 119          | 18                    | 97           | -6                    | 216           | 12                    |
| Louisburg         | 121          | -45                   | 51           | 16                    | 172           | -29                   |
| Mars Hill         | 141          | -27                   | 111          | -19                   | 252           | -46                   |
| Meredith          | 265          | -26                   | 67           | 15                    | 332           | -11                   |
| Methodist         | 187          | -67                   | 138          | -20                   | 325           | -87                   |
| Montreat          | 107          | -72                   | 100          | -12                   | 207           | -84                   |
| Mount Olive       | 172          | 14                    | 90           | 12                    | 261           | 26                    |
| NC Wesleyan       | 151          | 64                    | 97           | -8                    | 248           | 56                    |
| Pfeiffer          | 118          | -24                   | 47           | 0                     | 165           | -24                   |
| Queens            | 133          | 2                     | 169          | 7                     | 302           | 9                     |
| Saint Augustine's | 17           | -274                  | 5            | -94                   | 23            | -368                  |
| Salem             | 71           | 32                    | 20           | 12                    | 91            | 44                    |
| Shaw              | 107          | 30                    | 90           | 26                    | 197           | 56                    |
| St. Andrews       | 68           | -65                   | 110          | -39                   | 178           | -104                  |
| Wake Forest       | 190          | -15                   | 1,180        | -26                   | 1,370         | -41                   |
| Warren Wilson     | 77           | -4                    | 115          | -29                   | 192           | -33                   |
| William Peace     | 99           | 1                     | 37           | 7                     | 136           | 8                     |
| Wingate           | 403          | -12                   | 425          | 67                    | 828           | 55                    |
| <b>TOTAL</b>      | <b>5,756</b> | <b>-535</b>           | <b>8,938</b> | <b>236</b>            | <b>14,693</b> | <b>-299</b>           |



**NEW UNDERGRADUATE TRANSFER STUDENTS TO N.C. INDEPENDENT COLLEGES AND  
UNIVERSITIES (FALL 2022)**

|                           | Livingstone | Louisburg | Mars Hill | Meredith  | Methodist  | Montreat  | Mount Olive | NC Wesleyan | Pfeiffer  | Queens     | Saint Augustine's | Salem     | Shaw      | St. Andrews | Wake Forest | Warren Wilson | William Peace | Wingate    | TOTAL        |  |
|---------------------------|-------------|-----------|-----------|-----------|------------|-----------|-------------|-------------|-----------|------------|-------------------|-----------|-----------|-------------|-------------|---------------|---------------|------------|--------------|--|
| Independents              | 2           | 1         | 6         | 1         | 11         | 2         | 11          | 11          | 10        | 6          | 0                 | 1         | 3         | 0           | 1           | 1             | 13            | 3          | 178          |  |
| UNC System                | 1           | 4         | 5         | 6         | 11         | 4         | 14          | 4           | 4         | 29         | 6                 | 2         | 4         | 0           | 3           | 3             | 8             | 7          | 260          |  |
| Community Colleges        | 8           | 13        | 34        | 22        | 54         | 16        | 126         | 57          | 17        | 22         | 0                 | 15        | 24        | 0           | 0           | 16            | 25            | 64         | 1,163        |  |
| <b>In-State Total</b>     | <b>11</b>   | <b>18</b> | <b>45</b> | <b>29</b> | <b>76</b>  | <b>22</b> | <b>151</b>  | <b>72</b>   | <b>31</b> | <b>57</b>  | <b>6</b>          | <b>18</b> | <b>31</b> | <b>0</b>    | <b>4</b>    | <b>20</b>     | <b>46</b>     | <b>74</b>  | <b>1,601</b> |  |
| <b>Out of State Total</b> | <b>25</b>   | <b>0</b>  | <b>39</b> | <b>10</b> | <b>94</b>  | <b>44</b> | <b>79</b>   | <b>56</b>   | <b>26</b> | <b>59</b>  | <b>52</b>         | <b>3</b>  | <b>63</b> | <b>90</b>   | <b>26</b>   | <b>39</b>     | <b>23</b>     | <b>39</b>  | <b>1,424</b> |  |
| <b>GRAND TOTAL</b>        | <b>36</b>   | <b>18</b> | <b>84</b> | <b>39</b> | <b>170</b> | <b>66</b> | <b>230</b>  | <b>128</b>  | <b>57</b> | <b>116</b> | <b>58</b>         | <b>21</b> | <b>94</b> | <b>90</b>   | <b>30</b>   | <b>59</b>     | <b>69</b>     | <b>113</b> | <b>3,025</b> |  |
| <b>Community Colleges</b> |             |           |           |           |            |           |             |             |           |            |                   |           |           |             |             |               |               |            |              |  |
| Alamance                  | 0           | 1         | 0         | 0         | 0          | 0         | 1           | 0           | 0         | 0          | 0                 | 0         | 2         | 0           | 0           | 0             | 1             | 0          | 16           |  |
| South Piedmont            | 0           | 0         | 0         | 0         | 0          | 1         | 0           | 0           | 0         | 0          | 0                 | 0         | 0         | 0           | 0           | 0             | 1             | 35         | 46           |  |
| Asheville-Buncombe        | 0           | 1         | 11        | 0         | 0          | 3         | 0           | 1           | 0         | 0          | 0                 | 0         | 0         | 0           | 0           | 4             | 0             | 0          | 25           |  |
| Beaufort Co.              | 0           | 0         | 0         | 0         | 0          | 0         | 5           | 0           | 0         | 0          | 0                 | 0         | 0         | 0           | 0           | 0             | 0             | 0          | 5            |  |
| Bladen                    | 0           | 0         | 0         | 0         | 1          | 0         | 1           | 0           | 0         | 0          | 0                 | 0         | 0         | 0           | 0           | 0             | 0             | 0          | 2            |  |
| Blue Ridge                | 0           | 0         | 5         | 0         | 0          | 1         | 0           | 0           | 0         | 1          | 0                 | 0         | 0         | 0           | 0           | 1             | 0             | 0          | 12           |  |
| Brunswick                 | 0           | 0         | 0         | 0         | 0          | 0         | 2           | 0           | 0         | 0          | 0                 | 0         | 0         | 0           | 0           | 0             | 0             | 0          | 9            |  |
| Caldwell                  | 0           | 0         | 0         | 0         | 1          | 1         | 1           | 0           | 0         | 0          | 0                 | 0         | 0         | 0           | 0           | 3             | 0             | 1          | 22           |  |
| Cape Fear                 | 1           | 1         | 1         | 0         | 0          | 0         | 3           | 2           | 0         | 0          | 0                 | 0         | 0         | 0           | 0           | 1             | 1             | 0          | 20           |  |
| Carteret                  | 0           | 0         | 0         | 0         | 0          | 0         | 5           | 0           | 0         | 0          | 0                 | 0         | 0         | 0           | 0           | 0             | 0             | 0          | 12           |  |
| Catawba Valley            | 1           | 0         | 1         | 1         | 0          | 0         | 2           | 1           | 0         | 1          | 0                 | 0         | 1         | 0           | 0           | 1             | 0             | 2          | 34           |  |
| Central Carolina          | 0           | 0         | 1         | 0         | 3          | 1         | 3           | 0           | 1         | 0          | 0                 | 0         | 1         | 0           | 0           | 0             | 0             | 0          | 28           |  |
| Central Piedmont          | 1           | 0         | 0         | 1         | 1          | 0         | 1           | 0           | 1         | 15         | 0                 | 0         | 0         | 0           | 0           | 3             | 0             | 15         | 102          |  |
| Cleveland                 | 0           | 0         | 0         | 0         | 0          | 0         | 4           | 0           | 0         | 0          | 0                 | 0         | 0         | 0           | 0           | 0             | 0             | 1          | 30           |  |
| Coastal Carolina          | 0           | 0         | 0         | 0         | 1          | 0         | 6           | 0           | 0         | 0          | 0                 | 0         | 1         | 0           | 0           | 0             | 0             | 1          | 23           |  |
| Coll. of Albemarle        | 0           | 0         | 0         | 0         | 0          | 0         | 0           | 1           | 0         | 0          | 0                 | 0         | 0         | 0           | 0           | 0             | 0             | 0          | 4            |  |
| Craven                    | 0           | 0         | 0         | 0         | 0          | 0         | 5           | 0           | 0         | 0          | 0                 | 0         | 0         | 0           | 0           | 0             | 0             | 1          | 9            |  |
| Davidson County           | 0           | 0         | 0         | 0         | 0          | 0         | 0           | 0           | 0         | 1          | 0                 | 0         | 0         | 0           | 0           | 0             | 0             | 0          | 14           |  |
| Durham                    | 0           | 1         | 0         | 2         | 0          | 0         | 4           | 0           | 0         | 0          | 0                 | 0         | 0         | 0           | 0           | 0             | 0             | 0          | 11           |  |
| Edgecombe                 | 0           | 0         | 0         | 0         | 0          | 0         | 1           | 10          | 0         | 0          | 0                 | 0         | 1         | 0           | 0           | 0             | 0             | 0          | 14           |  |
| Fayetteville              | 0           | 0         | 0         | 0         | 32         | 3         | 5           | 0           | 0         | 0          | 0                 | 0         | 0         | 0           | 0           | 0             | 0             | 0          | 63           |  |
| Forsyth                   | 1           | 0         | 0         | 0         | 0          | 0         | 0           | 1           | 1         | 0          | 0                 | 11        | 0         | 0           | 0           | 0             | 0             | 1          | 32           |  |
| Gaston                    | 0           | 0         | 0         | 0         | 0          | 1         | 1           | 0           | 0         | 2          | 0                 | 0         | 0         | 0           | 0           | 1             | 0             | 2          | 61           |  |
| Guilford                  | 0           | 0         | 1         | 0         | 0          | 0         | 1           | 1           | 1         | 0          | 0                 | 0         | 2         | 0           | 0           | 0             | 1             | 0          | 21           |  |
| Halifax                   | 0           | 0         | 0         | 0         | 0          | 0         | 1           | 3           | 0         | 0          | 0                 | 0         | 0         | 0           | 0           | 0             | 0             | 0          | 5            |  |
| Haywood                   | 0           | 0         | 3         | 0         | 0          | 0         | 0           | 0           | 0         | 0          | 0                 | 0         | 0         | 0           | 0           | 0             | 0             | 0          | 8            |  |
| Isothermal                | 0           | 0         | 0         | 0         | 0          | 0         | 0           | 0           | 0         | 0          | 0                 | 0         | 0         | 0           | 0           | 0             | 0             | 0          | 13           |  |
| James Sprunt              | 0           | 0         | 0         | 0         | 0          | 0         | 2           | 0           | 0         | 0          | 0                 | 0         | 0         | 0           | 0           | 0             | 0             | 0          | 2            |  |
| Johnston                  | 0           | 0         | 0         | 1         | 0          | 0         | 14          | 2           | 0         | 0          | 0                 | 0         | 0         | 0           | 0           | 0             | 0             | 0          | 34           |  |
| Lenoir                    | 0           | 0         | 0         | 1         | 0          | 0         | 15          | 2           | 0         | 0          | 0                 | 0         | 1         | 0           | 0           | 0             | 2             | 0          | 24           |  |
| Martin                    | 0           | 0         | 0         | 0         | 0          | 0         | 2           | 1           | 0         | 0          | 0                 | 0         | 0         | 0           | 0           | 0             | 0             | 0          | 5            |  |
| Mayland                   | 0           | 0         | 5         | 0         | 0          | 0         | 0           | 0           | 0         | 0          | 0                 | 0         | 0         | 0           | 0           | 0             | 0             | 0          | 14           |  |
| McDowell                  | 0           | 0         | 0         | 0         | 0          | 0         | 0           | 0           | 0         | 0          | 0                 | 0         | 0         | 0           | 0           | 0             | 0             | 0          | 2            |  |
| Mitchell                  | 1           | 0         | 0         | 0         | 0          | 0         | 0           | 0           | 0         | 0          | 0                 | 0         | 0         | 0           | 0           | 0             | 0             | 0          | 19           |  |
| Montgomery                | 0           | 0         | 0         | 0         | 0          | 0         | 0           | 0           | 0         | 0          | 0                 | 0         | 0         | 0           | 0           | 1             | 0             | 0          | 4            |  |
| Nash                      | 0           | 1         | 0         | 0         | 0          | 0         | 6           | 17          | 0         | 0          | 0                 | 0         | 0         | 0           | 0           | 0             | 0             | 0          | 30           |  |
| Pamlico                   | 0           | 0         | 0         | 0         | 0          | 0         | 0           | 0           | 0         | 0          | 0                 | 0         | 0         | 0           | 0           | 0             | 0             | 0          | 0            |  |
| Piedmont                  | 1           | 0         | 0         | 0         | 1          | 0         | 1           | 1           | 0         | 0          | 0                 | 0         | 1         | 0           | 0           | 0             | 0             | 0          | 6            |  |
| Pitt                      | 0           | 1         | 0         | 0         | 2          | 0         | 7           | 4           | 0         | 0          | 0                 | 0         | 0         | 0           | 0           | 0             | 1             | 0          | 24           |  |
| Randolph                  | 0           | 0         | 0         | 0         | 0          | 0         | 0           | 0           | 2         | 0          | 0                 | 1         | 0         | 0           | 0           | 0             | 0             | 0          | 8            |  |
| Richmond                  | 0           | 1         | 0         | 0         | 0          | 1         | 0           | 0           | 0         | 0          | 0                 | 0         | 0         | 0           | 0           | 0             | 0             | 1          | 7            |  |
| Roanoke-Chowan            | 0           | 0         | 0         | 0         | 0          | 0         | 0           | 0           | 0         | 0          | 0                 | 0         | 0         | 0           | 0           | 0             | 0             | 0          | 1            |  |
| Robeson                   | 0           | 0         | 1         | 0         | 0          | 0         | 0           | 0           | 0         | 0          | 0                 | 0         | 1         | 0           | 0           | 0             | 0             | 0          | 2            |  |
| Rockingham                | 0           | 0         | 0         | 0         | 0          | 0         | 0           | 0           | 1         | 0          | 0                 | 0         | 0         | 0           | 0           | 0             | 0             | 1          | 9            |  |
| Rowan-Cabarrus            | 2           | 1         | 0         | 0         | 1          | 0         | 1           | 0           | 3         | 1          | 0                 | 1         | 0         | 0           | 0           | 0             | 0             | 0          | 59           |  |
| Sampson                   | 0           | 0         | 0         | 0         | 1          | 0         | 6           | 0           | 0         | 0          | 0                 | 0         | 0         | 0           | 0           | 0             | 0             | 0          | 10           |  |
| Sandhills                 | 0           | 1         | 0         | 0         | 3          | 0         | 1           | 0           | 0         | 0          | 0                 | 0         | 2         | 0           | 0           | 0             | 0             | 0          | 16           |  |
| Southeastern              | 0           | 1         | 0         | 0         | 1          | 0         | 1           | 1           | 0         | 0          | 0                 | 0         | 0         | 0           | 0           | 0             | 0             | 0          | 8            |  |
| Southwestern              | 0           | 0         | 2         | 0         | 0          | 0         | 0           | 0           | 1         | 0          | 0                 | 0         | 0         | 0           | 0           | 0             | 0             | 0          | 5            |  |
| Stanly                    | 0           | 0         | 0         | 0         | 1          | 3         | 0           | 0           | 6         | 0          | 0                 | 0         | 0         | 0           | 0           | 0             | 0             | 2          | 24           |  |
| Surry                     | 0           | 1         | 1         | 0         | 2          | 0         | 0           | 0           | 0         | 0          | 0                 | 1         | 0         | 0           | 0           | 0             | 0             | 0          | 25           |  |
| Tri-County                | 0           | 0         | 0         | 0         | 0          | 0         | 0           | 0           | 0         | 0          | 0                 | 0         | 0         | 0           | 0           | 1             | 0             | 0          | 2            |  |
| Vance-Granville           | 0           | 1         | 0         | 0         | 0          | 0         | 0           | 0           | 0         | 0          | 0                 | 0         | 0         | 0           | 0           | 0             | 0             | 0          | 5            |  |
| Wake                      | 0           | 1         | 1         | 15        | 1          | 0         | 1           | 7           | 0         | 0          | 0                 | 0         | 9         | 0           | 0           | 0             | 17            | 0          | 97           |  |
| Wayne                     | 0           | 0         | 0         | 1         | 1          | 0         | 12          | 1           | 0         | 1          | 0                 | 0         | 0         | 0           | 0           | 0             | 0             | 0          | 21           |  |
| Western Piedmont          | 0           | 0         | 1         | 0         | 1          | 1         | 2           | 0           | 0         | 0          | 0                 | 1         | 0         | 0           | 0           | 0             | 0             | 0          | 27           |  |
| Wilkes                    | 0           | 0         | 0         | 0         | 0          | 0         | 1           | 0           | 0         | 0          | 0                 | 0         | 0         | 0           | 0           | 0             | 1             | 1          | 18           |  |
| Wilson                    | 0           | 0         | 0         | 0         | 0          | 0         | 2           | 1           | 0         | 0          | 0                 | 0         | 2         | 0           | 0           | 0             | 0             | 0          | 14           |  |

**GRADUATE/PROFESSIONAL PRACTICE OPENING FALL ENROLLMENT 2022 (HEADCOUNT):  
INCREASE/(DECREASE) OVER FALL 2021**

|                   | IN-STATE      |                       | OUT-OF-STATE  |                       | TOTAL         |                       |
|-------------------|---------------|-----------------------|---------------|-----------------------|---------------|-----------------------|
|                   | 2022          | Increase/<br>Decrease | 2022          | Increase/<br>Decrease | 2022          | Increase/<br>Decrease |
| Barton            | 61            | 11                    | 17            | 4                     | 78            | 15                    |
| Belmont Abbey     | 18            | 10                    | 8             | 6                     | 26            | 16                    |
| Brevard           | 11            | 5                     | 13            | 9                     | 24            | 14                    |
| Cabarrus          | 47            | -40                   | 30            | -2                    | 77            | -42                   |
| Campbell          | 1,620         | 92                    | 687           | -82                   | 2,307         | 10                    |
| Catawba           | 63            | 8                     | 15            | 5                     | 78            | 13                    |
| Chowan            | 43            | -12                   | 43            | 13                    | 86            | 1                     |
| Duke              | 5,427         | 142                   | 5,952         | 500                   | 11,379        | 642                   |
| Elon              | 468           | -61                   | 318           | 22                    | 786           | -39                   |
| Gardner-Webb      | 949           | -121                  | 383           | -10                   | 1,332         | -131                  |
| Greensboro        | 84            | -13                   | 14            | -6                    | 98            | -19                   |
| Guilford          | 29            | 23                    | 9             | 9                     | 38            | 32                    |
| High Point        | 538           | -29                   | 407           | 24                    | 945           | -5                    |
| Johnson C. Smith  | 36            | -1                    | 5             | -2                    | 41            | -3                    |
| Lees-McRae        | 0             | -1                    | 0             | 0                     | 0             | -1                    |
| Lenoir-Rhyne      | 583           | -15                   | 244           | 16                    | 827           | 1                     |
| Mars Hill         | 26            | -7                    | 12            | -2                    | 38            | -9                    |
| Meredith          | 198           | -20                   | 67            | 1                     | 265           | -19                   |
| Methodist         | 305           | -16                   | 58            | -17                   | 363           | -33                   |
| Montreat          | 139           | -3                    | 21            | -10                   | 160           | -13                   |
| Mount Olive       | 193           | 14                    | 27            | 3                     | 220           | 17                    |
| NC Wesleyan       | 78            | -18                   | 10            | -1                    | 88            | -19                   |
| Pfeiffer          | 326           | 22                    | 67            | -7                    | 393           | 15                    |
| Queens            | 363           | -47                   | 193           | -20                   | 556           | -67                   |
| Saint Augustine's | 18            | 12                    | 5             | 3                     | 23            | 15                    |
| Salem             | 94            | -24                   | 11            | -3                    | 105           | -27                   |
| Shaw              | 114           | -12                   | 29            | 12                    | 143           | 0                     |
| St. Andrews       | 21            | 6                     | 7             | -13                   | 28            | -7                    |
| Wake Forest       | 1,184         | -185                  | 2,332         | 226                   | 3,516         | 41                    |
| Warren Wilson     | 5             | -2                    | 65            | -8                    | 70            | -10                   |
| Wingate           | 619           | -44                   | 267           | -26                   | 886           | -70                   |
| <b>TOTAL</b>      | <b>13,660</b> | <b>-326</b>           | <b>11,316</b> | <b>644</b>            | <b>24,976</b> | <b>318</b>            |

**GRADUATE/PROFESSIONAL PRACTICE OPENING FALL ENROLLMENT 2022 (FTE):  
INCREASE/(DECREASE) OVER FALL 2021**

|                   | IN-STATE      |                       | OUT-OF-STATE  |                       | TOTAL         |                       |
|-------------------|---------------|-----------------------|---------------|-----------------------|---------------|-----------------------|
|                   | 2022          | Increase/<br>Decrease | 2022          | Increase/<br>Decrease | 2022          | Increase/<br>Decrease |
| Barton            | 49            | 8                     | 16            | 4                     | 65            | 12                    |
| Belmont Abbey     | 15            | 8                     | 7             | 5                     | 22            | 12                    |
| Brevard           | 10            | 4                     | 13            | 9                     | 23            | 13                    |
| Cabarrus          | 43            | -38                   | 29            | -2                    | 72            | -40                   |
| Campbell          | 1,507         | 83                    | 664           | -83                   | 2,171         | -1                    |
| Catawba           | 57            | 7                     | 14            | 6                     | 71            | 13                    |
| Chowan            | 25            | -6                    | 27            | 7                     | 52            | 1                     |
| Duke              | 5,308         | 142                   | 5,830         | 511                   | 11,138        | 653                   |
| Elon              | 451           | -44                   | 316           | 20                    | 767           | -24                   |
| Gardner-Webb      | 741           | -95                   | 293           | -16                   | 1,034         | -110                  |
| Greensboro        | 61            | -7                    | 12            | -4                    | 73            | -11                   |
| Guilford          | 22            | 20                    | 8             | 8                     | 31            | 28                    |
| High Point        | 517           | -22                   | 400           | 27                    | 917           | 5                     |
| Johnson C. Smith  | 36            | 31                    | 5             | -2                    | 41            | 29                    |
| Lees-McRae        | 0             | -1                    | 0             | 0                     | 0             | -1                    |
| Lenoir-Rhyne      | 484           | 42                    | 213           | 11                    | 697           | 53                    |
| Mars Hill         | 21            | -8                    | 11            | -2                    | 32            | -10                   |
| Meredith          | 154           | -20                   | 54            | -1                    | 208           | -21                   |
| Methodist         | 287           | -9                    | 55            | -16                   | 342           | -25                   |
| Montreat          | 110           | -19                   | 17            | -11                   | 127           | -30                   |
| Mount Olive       | 166           | 11                    | 25            | 3                     | 190           | 13                    |
| NC Wesleyan       | 71            | -15                   | 9             | -1                    | 80            | -16                   |
| Pfeiffer          | 256           | 10                    | 52            | -8                    | 308           | 2                     |
| Queens            | 258           | -39                   | 154           | -15                   | 412           | -54                   |
| Saint Augustine's | 13            | 7                     | 4             | 2                     | 16            | 9                     |
| Salem             | 61            | -8                    | 7             | -3                    | 68            | -11                   |
| Shaw              | 96            | -18                   | 24            | 10                    | 120           | -8                    |
| St. Andrews       | 19            | 4                     | 6             | -15                   | 24            | -11                   |
| Wake Forest       | 1,024         | -218                  | 2,168         | 205                   | 3,192         | -14                   |
| Warren Wilson     | 4             | -3                    | 58            | -15                   | 63            | -18                   |
| Wingate           | 531           | -38                   | 236           | -15                   | 768           | -54                   |
| <b>TOTAL</b>      | <b>12,395</b> | <b>-231</b>           | <b>10,726</b> | <b>617</b>            | <b>23,121</b> | <b>385</b>            |

\*FTE include decimals and sums may not reflect that.



**GRADUATE OPENING FALL ENROLLMENT BY DEGREE TYPE FALL 2022  
(HEADCOUNT)**

|                   | <b>Master's Degree</b> | <b>Doctoral Research</b> | <b>Doctoral/ Professional Practice</b> |
|-------------------|------------------------|--------------------------|--|
| Barton            | 58                     | 0                        | 0                                      |
| Belmont Abbey     | 26                     | 0                        | 0                                      |
| Brevard           | 24                     | 0                        | 0                                      |
| Cabarrus          | 77                     | 0                        | 0                                      |
| Campbell          | 549                    | 0                        | 1,612                                  |
| Catawba           | 78                     | 0                        | 0                                      |
| Chowan            | 86                     | 0                        | 0                                      |
| Duke              | 6,546                  | 2,497                    | 2,181                                  |
| Elon              | 207                    | 0                        | 579                                    |
| Gardner-Webb      | 748                    | 364                      | 220                                    |
| Greensboro        | 98                     | 0                        | 0                                      |
| Guilford          | 38                     | 0                        | 0                                      |
| High Point        | 458                    | 81                       | 403                                    |
| Johnson C. Smith  | 41                     | 0                        | 0                                      |
| Lees-McRae        | 0                      | 0                        | 0                                      |
| Lenoir-Rhyne      | 745                    | 0                        | 43                                     |
| Mars Hill         | 38                     | 0                        | 0                                      |
| Meredith          | 195                    | 0                        | 0                                      |
| Methodist         | 176                    | 0                        | 187                                    |
| Montreat          | 160                    | 0                        | 0                                      |
| Mount Olive       | 220                    | 0                        | 0                                      |
| NC Wesleyan       | 88                     | 0                        | 0                                      |
| Pfeiffer          | 393                    | 0                        | 0                                      |
| Queens            | 514                    | 0                        | 0                                      |
| Salem             | 105                    | 0                        | 0                                      |
| Saint Augustine's | 105                    | 0                        | 0                                      |
| Shaw              | 143                    | 0                        | 0                                      |
| St. Andrews       | 28                     | 0                        | 0                                      |
| Wake Forest       | 2,128                  | 323                      | 1,049                                  |
| Warren Wilson     | 70                     | 0                        | 0                                      |
| Wingate           | 373                    | 131                      | 368                                    |
| <b>TOTAL</b>      | <b>14,515</b>          | <b>3,396</b>             | <b>6,642</b>                           |

**DOCTORAL/PROFESSIONAL GRADUATE OPENING ENROLLMENT FALL 2022**

|              | <b>Medicine</b> | <b>Pharmacy</b> | <b>Law</b>   | <b>Theology</b> | <b>Physical Therapy</b> | <b>Nurse Practitioner</b> | <b>Osteopathic</b> | <b>Total</b> |
|--------------|-----------------|-----------------|--------------|-----------------|-------------------------|---------------------------|--------------------|--------------|
| Campbell     | 0               | 289             | 552          | 21              | 123                     | 0                         | 627                | 1,612        |
| Duke         | 604             | 0               | 849          | 150             | 376                     | 202                       | 0                  | 2,181        |
| Elon         | 0               | 0               | 438          | 0               | 141                     | 0                         | 0                  | 579          |
| Gardner-Webb | 0               | 0               | 0            | 125             | 0                       | 95                        | 0                  | 220          |
| High Point   | 0               | 212             | 0            | 0               | 191                     | 0                         | 0                  | 403          |
| Lenoir-Rhyne | 0               | 0               | 0            | 0               | 0                       | 43                        | 0                  | 43           |
| Methodist    | 74              | 0               | 0            | 0               | 113                     | 0                         | 0                  | 187          |
| Wake Forest  | 573             | 0               | 403          | 0               | 0                       | 73                        | 0                  | 1,049        |
| Wingate      | 0               | 247             | 0            | 0               | 121                     | 0                         | 0                  | 368          |
| <b>TOTAL</b> | <b>1,251</b>    | <b>748</b>      | <b>2,242</b> | <b>296</b>      | <b>1,065</b>            | <b>413</b>                | <b>627</b>         | <b>6,642</b> |

Note: Totals for Graduate Fall Enrollment by Degree Type do not match Graduate Total Headcount as this table excludes graduate students who are unclassified or classified as special status.

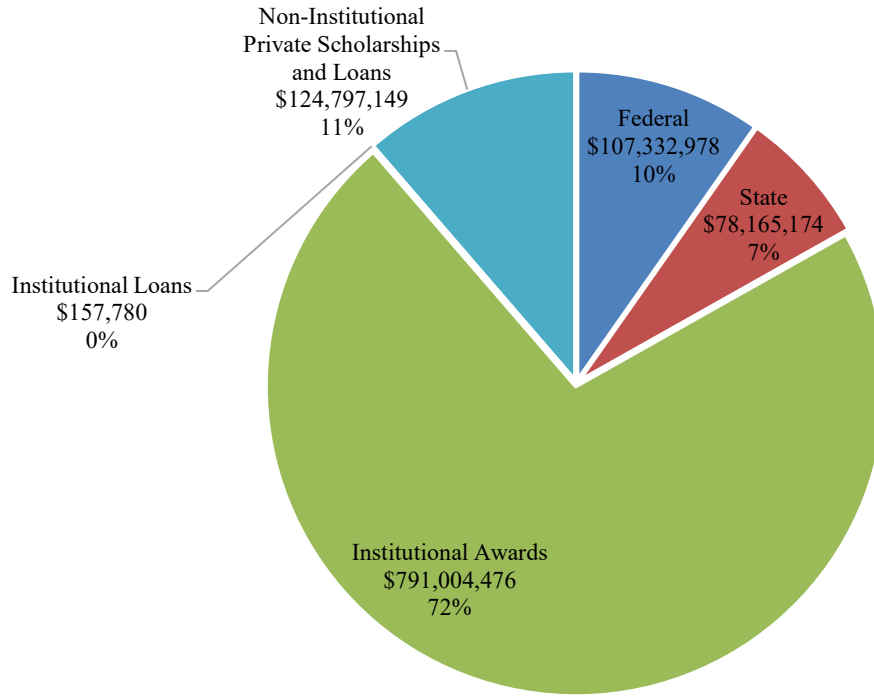
## UNDERGRADUATE HEADCOUNT ENROLLMENT BY RACE/ETHNICITY CATEGORY, FALL 2022

|                    | U.S. Nonresident |           | Hispanic/ Latino |           | American Indian/ Alaskan Native |           | Asian        |           | Black or African American |            | Native Hawaiian or Other Pacific Islander |           | White         |            | Two or More Races |           | Unknown      |           | Total         |
|--------------------|------------------|-----------|------------------|-----------|---------------------------------|-----------|--------------|-----------|---------------------------|------------|---|-----------|---------------|------------|-------------------|-----------|--------------|-----------|---------------|
|                    | #                | %         | #                | %         | #                               | %         | #            | %         | #                         | %          | #   | %         | #             | %          | #                 | %         | #            | %         | #             |
| Barton             | 50               | 4%        | 123              | 10%       | 4                               | 0%        | 6            | 1%        | 333                       | 28%        | 0   | 0%        | 644           | 54%        | 20                | 2%        | 7            | 1%        | 1,187         |
| Belmont Abbey      | 55               | 4%        | 83               | 6%        | 5                               | 0%        | 22           | 1%        | 149                       | 10%        | 4   | 0%        | 961           | 65%        | 33                | 2%        | 163          | 11%       | 1,475         |
| Bennett            | 7                | 4%        | 3                | 2%        | 1                               | 1%        | 0            | 0%        | 93                        | 55%        | 0   | 0%        | 0             | 0%         | 30                | 18%       | 34           | 20%       | 168           |
| Brevard            | 43               | 6%        | 54               | 7%        | 10                              | 1%        | 8            | 1%        | 89                        | 12%        | 0   | 0%        | 480           | 65%        | 47                | 6%        | 4            | 1%        | 735           |
| Cabarrus           | 0                | 0%        | 40               | 9%        | 1                               | 0%        | 13           | 3%        | 84                        | 19%        | 0   | 0%        | 290           | 64%        | 23                | 5%        | 0            | 0%        | 451           |
| Campbell           | 82               | 3%        | 339              | 11%       | 9                               | 0%        | 67           | 2%        | 447                       | 15%        | 5   | 0%        | 1,753         | 59%        | 139               | 5%        | 124          | 4%        | 2,965         |
| Catawba            | 67               | 6%        | 107              | 10%       | 2                               | 0%        | 7            | 1%        | 218                       | 20%        | 1   | 0%        | 590           | 54%        | 46                | 4%        | 56           | 5%        | 1,094         |
| Chowan             | 53               | 7%        | 29               | 4%        | 9                               | 1%        | 2            | 0%        | 421                       | 53%        | 1   | 0%        | 157           | 20%        | 17                | 2%        | 111          | 14%       | 800           |
| Davidson           | 193              | 10%       | 187              | 10%       | 3                               | 0%        | 102          | 5%        | 123                       | 6%         | 0   | 0%        | 1,193         | 62%        | 103               | 5%        | 23           | 1%        | 1,927         |
| Duke               | 664              | 10%       | 728              | 11%       | 18                              | 0%        | 1,395        | 21%       | 567                       | 9%         | 4   | 0%        | 2,440         | 37%        | 493               | 7%        | 331          | 5%        | 6,640         |
| Elon               | 138              | 2%        | 405              | 6%        | 8                               | 0%        | 148          | 2%        | 363                       | 6%         | 1   | 0%        | 5,008         | 79%        | 198               | 3%        | 68           | 1%        | 6,337         |
| Gardner-Webb       | 3                | 0%        | 78               | 4%        | 13                              | 1%        | 17           | 1%        | 311                       | 17%        | 5   | 0%        | 972           | 54%        | 45                | 2%        | 368          | 20%       | 1,812         |
| Greensboro         | 1                | 0%        | 60               | 8%        | 2                               | 0%        | 4            | 1%        | 245                       | 34%        | 2   | 0%        | 314           | 43%        | 47                | 6%        | 55           | 8%        | 730           |
| Guilford           | 13               | 1%        | 169              | 15%       | 3                               | 0%        | 74           | 7%        | 318                       | 28%        | 0   | 0%        | 474           | 42%        | 54                | 5%        | 24           | 2%        | 1,129         |
| High Point         | 71               | 1%        | 377              | 7%        | 24                              | 0%        | 99           | 2%        | 362                       | 7%         | 1   | 0%        | 3,827         | 76%        | 145               | 3%        | 130          | 3%        | 5,036         |
| Johnson C. Smith   | 6                | 1%        | 8                | 1%        | 7                               | 1%        | 3            | 0%        | 807                       | 77%        | 3   | 0%        | 8             | 1%         | 2                 | 0%        | 208          | 20%       | 1,052         |
| Lees-McRae         | 33               | 4%        | 60               | 7%        | 5                               | 1%        | 11           | 1%        | 59                        | 7%         | 0   | 0%        | 634           | 74%        | 12                | 1%        | 41           | 5%        | 855           |
| Lenoir-Rhyne       | 87               | 6%        | 54               | 4%        | 7                               | 0%        | 33           | 2%        | 218                       | 14%        | 0   | 0%        | 970           | 63%        | 131               | 9%        | 29           | 2%        | 1,529         |
| Livingstone        | 5                | 1%        | 3                | 0%        | 2                               | 0%        | 1            | 0%        | 753                       | 90%        | 0   | 0%        | 14            | 2%         | 30                | 4%        | 31           | 4%        | 839           |
| Louisburg          | 7                | 2%        | 34               | 8%        | 2                               | 0%        | 2            | 0%        | 260                       | 60%        | 0   | 0%        | 104           | 24%        | 18                | 4%        | 7            | 2%        | 434           |
| Mars Hill          | 52               | 5%        | 92               | 9%        | 10                              | 1%        | 8            | 1%        | 172                       | 17%        | 2   | 0%        | 637           | 64%        | 12                | 1%        | 9            | 1%        | 994           |
| Meredith           | 19               | 1%        | 175              | 13%       | 11                              | 1%        | 67           | 5%        | 121                       | 9%         | 3   | 0%        | 853           | 65%        | 27                | 2%        | 46           | 3%        | 1,322         |
| Methodist          | 91               | 6%        | 120              | 8%        | 16                              | 1%        | 15           | 1%        | 334                       | 23%        | 3   | 0%        | 694           | 48%        | 21                | 1%        | 154          | 11%       | 1,448         |
| Montreat           | 19               | 2%        | 28               | 3%        | 8                               | 1%        | 8            | 1%        | 85                        | 10%        | 5   | 1%        | 445           | 54%        | 15                | 2%        | 207          | 25%       | 820           |
| Mount Olive        | 73               | 4%        | 196              | 10%       | 13                              | 1%        | 9            | 0%        | 527                       | 26%        | 3   | 0%        | 1,066         | 53%        | 104               | 5%        | 28           | 1%        | 2,019         |
| NC Wesleyan        | 171              | 14%       | 38               | 3%        | 16                              | 1%        | 6            | 0%        | 493                       | 39%        | 1   | 0%        | 336           | 27%        | 58                | 5%        | 130          | 10%       | 1,249         |
| Pfeiffer           | 15               | 2%        | 79               | 12%       | 4                               | 1%        | 1            | 0%        | 147                       | 22%        | 1   | 0%        | 392           | 57%        | 41                | 6%        | 3            | 0%        | 683           |
| Queens             | 176              | 13%       | 182              | 14%       | 2                               | 0%        | 47           | 4%        | 178                       | 14%        | 1   | 0%        | 686           | 52%        | 2                 | 0%        | 43           | 3%        | 1,317         |
| Saint Augustine's  | 0                | 0%        | 3                | 0%        | 20                              | 2%        | 12           | 1%        | 1,006                     | 93%        | 4   | 0%        | 38            | 4%         | 0                 | 0%        | 2            | 0%        | 1,085         |
| Salem              | 2                | 1%        | 65               | 18%       | 1                               | 0%        | 7            | 2%        | 52                        | 14%        | 0   | 0%        | 172           | 47%        | 31                | 9%        | 34           | 9%        | 364           |
| Shaw               | 79               | 9%        | 7                | 1%        | 3                               | 0%        | 12           | 1%        | 599                       | 65%        | 3   | 0%        | 29            | 3%         | 77                | 8%        | 115          | 12%       | 924           |
| St. Andrews        | 42               | 5%        | 76               | 10%       | 18                              | 2%        | 13           | 2%        | 137                       | 18%        | 0   | 0%        | 215           | 28%        | 24                | 3%        | 255          | 33%       | 780           |
| Wake Forest        | 466              | 9%        | 481              | 9%        | 3                               | 0%        | 227          | 4%        | 339                       | 6%         | 0   | 0%        | 3,591         | 66%        | 297               | 5%        | 43           | 1%        | 5,447         |
| Warren Wilson      | 34               | 5%        | 55               | 8%        | 2                               | 0%        | 7            | 1%        | 38                        | 5%         | 1   | 0%        | 540           | 75%        | 29                | 4%        | 17           | 2%        | 723           |
| William Peace      | 7                | 1%        | 84               | 12%       | 2                               | 0%        | 17           | 2%        | 190                       | 27%        | 0   | 0%        | 375           | 53%        | 34                | 5%        | 4            | 1%        | 713           |
| Wingate            | 208              | 8%        | 211              | 8%        | 7                               | 0%        | 47           | 2%        | 590                       | 24%        | 1   | 0%        | 1,110         | 44%        | 236               | 9%        | 100          | 4%        | 2,510         |
| <b>GRAND TOTAL</b> | <b>3,032</b>     | <b>5%</b> | <b>4,833</b>     | <b>8%</b> | <b>271</b>                      | <b>0%</b> | <b>2,517</b> | <b>4%</b> | <b>11,228</b>             | <b>19%</b> | <b>55</b>                                 | <b>0%</b> | <b>32,012</b> | <b>54%</b> | <b>2,641</b>      | <b>4%</b> | <b>3,004</b> | <b>5%</b> | <b>59,593</b> |

Note: % rounded to the nearest whole number.

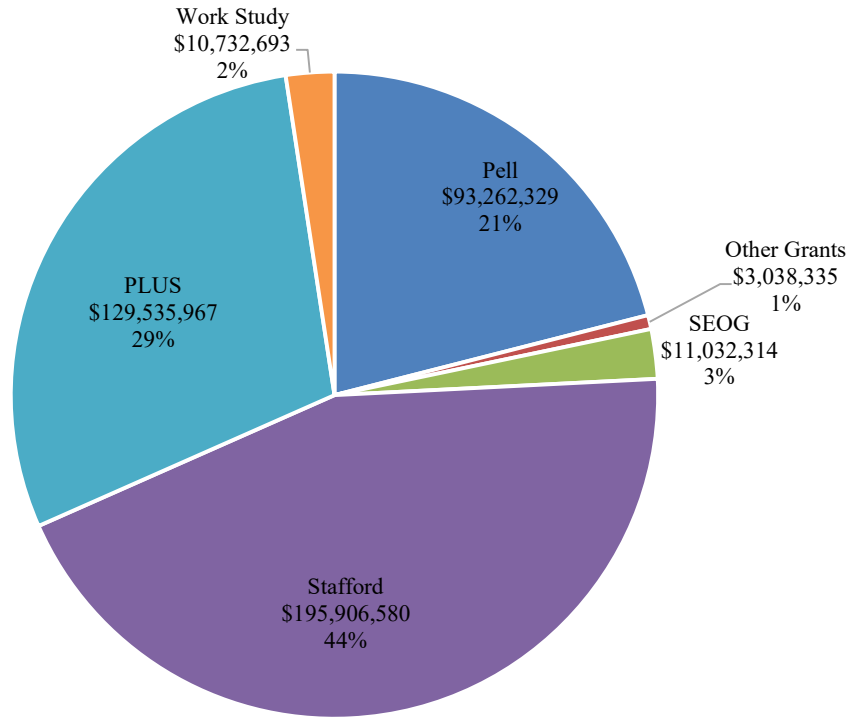
Source: IPEDS Fall Enrollment Survey

**DISTRIBUTION OF SOURCES OF FINANCIAL ASSISTANCE TO NORTH CAROLINA  
INDEPENDENT COLLEGE AND UNIVERSITY UNDERGRADUATE STUDENTS 2021-2022**



|  | <b>Amount</b>          | <b>%</b> |
|--|------------------------|----------|
| Federal  | \$107,332,978          | 10%      |
| State  | \$78,165,174           | 7%       |
| Institutional Awards                             | \$791,004,476          | 72%      |
| Institutional Loans                              | \$157,780              | 0%       |
| Non-Institutional Private Scholarships and Loans | \$124,797,149          | 11%      |
| <b>TOTAL</b>                                     | <b>\$1,101,457,557</b> |          |

**FEDERAL ASSISTANCE TO N.C. INDEPENDENT COLLEGE AND UNIVERSITY  
UNDERGRADUATE STUDENTS 2021-2022**



|                             | <b>Amount</b>        | <b>%</b> |
|-----------------------------|----------------------|----------|
| <b>Grants</b>               |                      |          |
| Pell                        | \$93,262,329         | 21%      |
| Other Grants                | \$3,038,335          | 1%       |
| SEOG                        | \$11,032,314         | 2%       |
| <b>TOTAL</b>                | <b>\$107,332,978</b> |          |
|                             |                      |          |
| <b>Loans and Employment</b> |                      |          |
| Stafford                    | \$195,906,580        | 44%      |
| PLUS                        | \$129,535,967        | 29%      |
| Work Study                  | \$10,732,693         | 2%       |
| <b>TOTAL</b>                | <b>\$336,175,240</b> |          |
| <b>GRAND TOTAL</b>          | <b>\$443,508,218</b> |          |

**2021-2022 UNDERGRADUATE PELL GRANTS:  
INCREASE/(DECREASE) OVER 2020-2021**

|                    | <b>2020-2021</b>    | <b>2021-2022</b>    | <b>Increase/Decrease</b> |
|--------------------|---------------------|---------------------|--------------------------|
| Barton             | \$2,153,909         | \$2,249,617         | \$95,708                 |
| Belmont Abbey      | \$2,010,206         | \$1,975,963         | (\$34,243)               |
| Bennett            | \$839,093           | \$791,441           | (\$47,652)               |
| Brevard            | \$1,489,135         | \$1,503,408         | \$14,273                 |
| Cabarrus           | \$472,058           | \$407,207           | (\$64,851)               |
| Campbell           | \$6,220,551         | \$6,016,245         | (\$204,306)              |
| Catawba            | \$2,125,382         | \$2,077,014         | (\$48,368)               |
| Chowan             | \$3,833,954         | \$3,188,318         | (\$645,636)              |
| Davidson           | \$1,461,429         | \$1,529,980         | \$68,551                 |
| Duke               | \$4,291,445         | \$4,195,485         | (\$95,960)               |
| Elon               | \$2,750,964         | \$2,772,503         | \$21,539                 |
| Gardner-Webb       | \$3,961,471         | \$3,648,566         | (\$312,905)              |
| Greensboro         | \$1,594,081         | \$1,665,720         | \$71,639                 |
| Guilford           | \$2,729,862         | \$2,493,385         | (\$236,477)              |
| High Point         | \$2,343,944         | \$2,681,681         | \$337,737                |
| Johnson C. Smith   | \$4,660,838         | \$4,237,504         | (\$423,334)              |
| Lees-McRae         | \$1,737,721         | \$1,759,364         | \$21,643                 |
| Lenoir-Rhyne       | \$3,159,973         | \$2,972,397         | (\$187,576)              |
| Livingstone        | \$3,705,283         | \$4,200,104         | \$494,821                |
| Louisburg          | \$1,618,286         | \$1,818,614         | \$200,328                |
| Mars Hill          | \$2,620,944         | \$2,403,619         | (\$217,325)              |
| Meredith           | \$2,539,333         | \$2,512,673         | (\$26,660)               |
| Methodist          | \$2,459,481         | \$2,789,680         | \$330,199                |
| Montreat           | \$1,492,179         | \$1,612,145         | \$119,966                |
| Mount Olive        | \$4,684,635         | \$4,001,782         | (\$682,853)              |
| NC Wesleyan        | \$4,216,247         | \$3,350,064         | (\$866,183)              |
| Pfeiffer           | \$2,171,305         | \$1,988,769         | (\$182,536)              |
| Queens             | \$2,372,076         | \$1,589,371         | (\$782,705)              |
| Saint Augustine's  | \$3,663,695         | \$4,126,300         | \$462,605                |
| Salem              | \$1,254,277         | \$947,201           | (\$307,076)              |
| Shaw               | \$4,138,413         | \$3,089,531         | (\$1,048,882)            |
| St. Andrews        | \$2,117,441         | \$2,451,970         | \$334,529                |
| Wake Forest        | \$2,404,209         | \$2,532,168         | \$127,959                |
| Warren Wilson      | \$1,115,972         | \$1,186,699         | \$70,727                 |
| William Peace      | \$1,595,209         | \$1,403,872         | (\$191,337)              |
| Wingate            | \$5,294,769         | \$5,091,969         | (\$202,800)              |
| <b>GRAND TOTAL</b> | <b>\$97,299,770</b> | <b>\$93,262,329</b> | <b>(\$4,037,441)</b>     |

Source: IPEDS Student Financial Aid Survey

**PERCENT RECEIVING UNDERGRADUATE PELL GRANTS AND AVERAGE AWARD**

|                   | Percent Awarded Pell Grants |           |           |          | Average Pell Grant Award |           |           |          |
|-------------------|-----------------------------|-----------|-----------|----------|--------------------------|-----------|-----------|----------|
|                   | 2019-2020                   | 2020-2021 | 2021-2022 | % Change | 2019-2020                | 2020-2021 | 2021-2022 | % Change |
| Barton            | 42%                         | 40%       | 40%       | -5%      | \$4,643                  | \$4,929   | \$4,933   | 8%       |
| Belmont Abbey     | 31%                         | 28%       | 27%       | -4%      | \$4,818                  | \$4,951   | \$4,928   | 12%      |
| Bennett           | 75%                         | 71%       | 75%       | 2%       | \$5,085                  | \$5,116   | \$5,106   | 6%       |
| Brevard           | 43%                         | 42%       | 40%       | 0%       | \$4,741                  | \$4,610   | \$4,929   | -3%      |
| Cabarrus          | 33%                         | 29%       | 24%       | -3%      | \$3,827                  | \$3,576   | \$3,878   | -8%      |
| Campbell          | 34%                         | 33%       | 34%       | -1%      | \$5,091                  | \$4,996   | \$5,391   | 0%       |
| Catawba           | 37%                         | 38%       | 39%       | -2%      | \$4,757                  | \$4,713   | \$4,797   | 5%       |
| Chowan            | 72%                         | 69%       | 69%       | -6%      | \$4,883                  | \$5,031   | \$5,193   | 3%       |
| Davidson          | 16%                         | 15%       | 15%       | -1%      | \$4,572                  | \$4,954   | \$5,033   | 10%      |
| Duke              | 14%                         | 13%       | 12%       | -1%      | \$5,053                  | \$4,866   | \$4,989   | -2%      |
| Elon              | 9%                          | 9%        | 9%        | 0%       | \$4,533                  | \$4,759   | \$4,668   | 5%       |
| Gardner-Webb      | 45%                         | 42%       | 40%       | -2%      | \$4,314                  | \$4,590   | \$4,630   | 11%      |
| Greensboro        | 44%                         | 40%       | 43%       | -3%      | \$4,998                  | \$4,997   | \$5,173   | 0%       |
| Guilford          | 38%                         | 39%       | 40%       | -2%      | \$4,732                  | \$4,928   | \$5,249   | -1%      |
| High Point        | 10%                         | 11%       | 12%       | 0%       | \$4,603                  | \$4,669   | \$4,746   | 3%       |
| Johnson C. Smith  | 74%                         | 72%       | 71%       | -2%      | \$5,170                  | \$5,133   | \$5,180   | -3%      |
| Lees-McRae        | 48%                         | 44%       | 41%       | -7%      | \$4,532                  | \$4,761   | \$4,887   | 6%       |
| Lenoir-Rhyne      | 37%                         | 36%       | 38%       | -4%      | \$4,684                  | \$4,945   | \$4,938   | 7%       |
| Livingstone       | 84%                         | 76%       | 83%       | -8%      | \$5,363                  | \$5,790   | \$5,426   | 12%      |
| Louisburg         | 76%                         | 70%       | 59%       | -8%      | \$4,905                  | \$4,732   | \$6,103   | 55%      |
| Mars Hill         | 55%                         | 53%       | 47%       | -8%      | \$4,544                  | \$4,818   | \$4,997   | 11%      |
| Meredith          | 32%                         | 33%       | 35%       | 1%       | \$4,857                  | \$5,099   | \$5,035   | 5%       |
| Methodist         | 38%                         | 37%       | 39%       | -2%      | \$4,412                  | \$4,623   | \$4,752   | 5%       |
| Montreat          | 40%                         | 40%       | 42%       | 0%       | \$4,416                  | \$4,481   | \$4,728   | 1%       |
| Mount Olive       | 47%                         | 44%       | 43%       | -7%      | \$4,387                  | \$4,522   | \$4,476   | 11%      |
| NC Wesleyan       | 52%                         | 51%       | 45%       | -1%      | \$5,354                  | \$5,129   | \$5,251   | 4%       |
| Pfeiffer          | 51%                         | 55%       | 54%       | -3%      | \$4,781                  | \$4,890   | \$4,984   | 7%       |
| Queens            | 26%                         | 27%       | 23%       | -1%      | \$4,702                  | \$5,307   | \$4,730   | 18%      |
| Saint Augustine's | 75%                         | 63%       | 61%       | -14%     | \$5,319                  | \$5,333   | \$5,606   | 4%       |
| Salem             | 55%                         | 58%       | 51%       | 3%       | \$4,393                  | \$4,432   | \$4,959   | 0%       |
| Shaw              | 75%                         | 70%       | 56%       | -5%      | \$5,019                  | \$5,115   | \$5,547   | 1%       |
| St. Andrews       | 41%                         | 61%       | 51%       | 23%      | \$4,908                  | \$4,260   | \$5,162   | -12%     |
| Wake Forest       | 9%                          | 9%        | 9%        | 0%       | \$4,760                  | \$4,998   | \$5,309   | 6%       |
| Warren Wilson     | 40%                         | 39%       | 35%       | -2%      | \$4,556                  | \$4,592   | \$4,654   | -2%      |
| William Peace     | 47%                         | 39%       | 36%       | -9%      | \$4,632                  | \$4,878   | \$5,278   | 7%       |
| Wingate           | 41%                         | 40%       | 42%       | -1%      | \$4,591                  | \$4,880   | \$4,915   | 5%       |

Source: IPEDS

**2021-2022 UNDERGRADUATE SUPPLEMENTAL EDUCATIONAL OPPORTUNITY GRANT:  
INCREASE/(DECREASE) OVER 2020-2021**

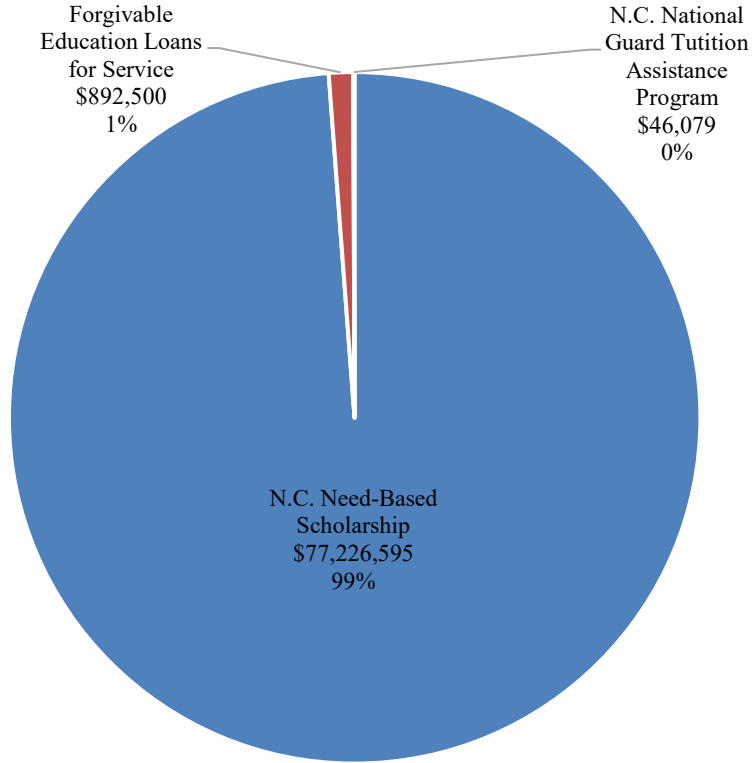
|                    | <b>2020-2021</b>   | <b>2021-2022</b>    | <b>Increase/ Decrease</b> |
|--------------------|--------------------|---------------------|---------------------------|
| Barton             | \$254,392          | \$268,500           | \$14,108                  |
| Belmont Abbey      | \$126,702          | \$164,166           | \$37,464                  |
| Bennett            | \$252,203          | \$116,090           | (\$136,113)               |
| Brevard            | \$54,892           | \$66,174            | \$11,282                  |
| Cabarrus           | \$23,920           | \$37,077            | \$13,157                  |
| Campbell           | \$476,645          | \$516,006           | \$39,361                  |
| Catawba            | \$170,147          | \$163,536           | (\$6,611)                 |
| Chowan             | \$327,551          | \$350,249           | \$22,698                  |
| Davidson           | \$260,918          | \$274,001           | \$13,083                  |
| Duke               | \$697,018          | \$1,666,229         | \$969,211                 |
| Elon               | \$274,456          | \$299,903           | \$25,447                  |
| Gardner-Webb       | \$257,954          | \$248,533           | (\$9,421)                 |
| Greensboro         | \$142,106          | \$157,156           | \$15,050                  |
| Guilford           | \$79,962           | \$266,105           | \$186,143                 |
| High Point         | \$128,985          | \$314,250           | \$185,265                 |
| Johnson C. Smith   | \$622,721          | \$739,533           | \$116,812                 |
| Lees-McRae         | \$103,456          | \$95,772            | (\$7,684)                 |
| Lenoir-Rhyne       | \$275,775          | \$338,012           | \$62,237                  |
| Livingstone        | \$240,619          | \$162,134           | (\$78,485)                |
| Louisburg          | \$69,698           | \$63,378            | (\$6,320)                 |
| Mars Hill          | \$153,595          | \$142,991           | (\$10,604)                |
| Meredith           | \$225,475          | \$146,009           | (\$79,466)                |
| Methodist          | \$291,163          | \$273,696           | (\$17,467)                |
| Montreat           | \$57,260           | \$65,401            | \$8,141                   |
| Mount Olive        | \$225,837          | \$186,603           | (\$39,234)                |
| NC Wesleyan        | \$200,000          | \$197,727           | (\$2,273)                 |
| Pfeiffer           | \$113,898          | \$151,504           | \$37,606                  |
| Queens             | \$250,000          | \$149,389           | (\$100,611)               |
| Saint Augustine's  | \$1,002,778        | \$974,547           | (\$28,231)                |
| Salem              | \$144,397          | \$104,911           | (\$39,486)                |
| Shaw               | \$941,987          | \$918,044           | (\$23,943)                |
| St. Andrews        |                    | \$100,350           | \$100,350                 |
| Wake Forest        | \$697,018          | \$709,367           | \$12,349                  |
| Warren Wilson      | \$150,782          | \$147,450           | (\$3,332)                 |
| William Peace      | \$141,588          | \$80,985            | (\$60,603)                |
| Wingate            | 365999             | 376536              | \$10,537                  |
| <b>GRAND TOTAL</b> | <b>\$9,801,897</b> | <b>\$11,032,314</b> | <b>\$1,230,417</b>        |

**2021-2022 FEDERAL WORK STUDY:  
INCREASE/(DECREASE) OVER 2020-2021**

|                    | <b>2020-2021</b>   | <b>2021-2022</b>    | <b>Increase/ Decrease</b> |
|--------------------|--------------------|---------------------|---------------------------|
| Barton             | \$101,673          | \$87,353            | (\$14,320)                |
| Belmont Abbey      | \$60,431           | \$75,840            | \$15,409                  |
| Bennett            | \$0                | \$53,027            | \$53,027                  |
| Brevard            | \$71,727           | \$69,584            | (\$2,143)                 |
| Cabarrus           | \$218              | \$10,991            | \$10,773                  |
| Campbell           | \$186,990          | \$252,225           | \$65,234                  |
| Catawba            | \$156,068          | \$124,089           | (\$31,979)                |
| Chowan             | \$188,479          | \$162,356           | (\$26,123)                |
| Davidson           | \$290,899          | \$331,297           | \$40,398                  |
| Duke               | \$501,896          | \$765,693           | \$263,796                 |
| Elon               | \$3,365,120        | \$3,162,841         | (\$202,279)               |
| Gardner-Webb       | \$366,379          | \$371,074           | \$4,695                   |
| Greensboro         | \$70,894           | \$69,595            | (\$1,299)                 |
| Guilford           | \$18,057           | \$741,256           | \$723,199                 |
| High Point         | \$320,079          | \$399,996           | \$79,917                  |
| Johnson C. Smith   | \$5,055            | \$146,592           | \$141,537                 |
| Lees-McRae         | \$64,896           | \$70,256            | \$5,360                   |
| Lenoir-Rhyne       | \$164,126          | \$177,168           | \$13,042                  |
| Livingstone        | \$187,048          | \$100,200           | (\$86,848)                |
| Louisburg          | \$0                | \$85,502            | \$85,502                  |
| Mars Hill          | \$197,766          | \$197,766           | \$0                       |
| Meredith           | \$756,521          | \$656,081           | (\$100,440)               |
| Methodist          | \$113,890          | \$159,471           | \$45,581                  |
| Montreat           | \$119,976          | \$116,242           | (\$3,734)                 |
| Mount Olive        | \$56,041           | \$80,278            | \$24,237                  |
| NC Wesleyan        | \$135,982          | \$155,575           | \$19,593                  |
| Pfeiffer           | \$119,091          | \$116,829           | (\$2,262)                 |
| Queens             | \$93,018           | \$134,121           | \$41,103                  |
| Saint Augustine's  | \$457,859          | \$482,986           | \$25,127                  |
| Salem              | \$33,552           | \$84,800            | \$51,248                  |
| Shaw               | \$223,070          | \$218,682           | (\$4,388)                 |
| St. Andrews        |                    | \$0                 | \$0                       |
| Wake Forest        | \$501,896          | \$502,760           | \$863                     |
| Warren Wilson      | \$112,053          | \$125,969           | \$13,916                  |
| William Peace      | \$267,582          | \$67,386            | (\$200,196)               |
| Wingate            | 279704             | 376812              | \$97,108                  |
| <b>GRAND TOTAL</b> | <b>\$9,588,036</b> | <b>\$10,732,693</b> | <b>\$1,144,656</b>        |



**STATE ASSISTANCE TO NORTH CAROLINA UNDERGRADUATE STUDENTS  
AT INDEPENDENT COLLEGES AND UNIVERSITIES 2021-2022**



|  | <b>Amount</b>       | <b>%</b> |
|--|---------------------|----------|
| N.C. Need-Based Scholarship                    | \$77,226,595        | 99%      |
| Forgivable Education Loans for Service         | \$892,500           | 1%       |
| N.C. National Guard Tuition Assistance Program | \$46,079            | 0%       |
| <b>TOTAL</b>                                   | <b>\$78,165,174</b> |          |

Source: N.C. State Educational Assistance Authority

**NORTH CAROLINA NEED-BASED SCHOLARSHIP (NCNBS) 2022-2023**

|                    | <b># of Students</b> | <b>Average Award</b> | <b>Total Awarded</b> |
|--------------------|----------------------|----------------------|----------------------|
| Barton             | 496                  | \$6,113              | \$3,031,825          |
| Belmont Abbey      | 314                  | \$5,506              | \$1,728,831          |
| Bennett            | 51                   | \$5,721              | \$291,750            |
| Brevard            | 222                  | \$6,201              | \$1,376,706          |
| Cabarrus           | 184                  | \$3,582              | \$659,057            |
| Campbell           | 984                  | \$5,339              | \$5,253,444          |
| Catawba            | 440                  | \$5,645              | \$2,483,642          |
| Chowan             | 284                  | \$5,865              | \$1,665,665          |
| Davidson           | 96                   | \$6,888              | \$661,290            |
| Duke               | 214                  | \$6,170              | \$1,317,213          |
| Elon               | 336                  | \$6,716              | \$2,256,493          |
| Gardner-Webb       | 685                  | \$4,544              | \$3,112,360          |
| Greensboro         | 332                  | \$5,921              | \$1,965,672          |
| Guilford           | 467                  | \$6,103              | \$2,850,000          |
| High Point         | 387                  | \$6,488              | \$2,510,697          |
| Johnson C. Smith   | 445                  | \$4,910              | \$2,184,905          |
| Lees-McRae         | 333                  | \$4,561              | \$1,518,868          |
| Lenoir-Rhyne       | 643                  | \$6,163              | \$3,962,888          |
| Livingstone        | 440                  | \$5,685              | \$2,501,330          |
| Louisburg          | 220                  | \$5,585              | \$1,228,660          |
| Mars Hill          | 403                  | \$5,629              | \$2,268,430          |
| Meredith           | 567                  | \$6,327              | \$3,587,287          |
| Methodist          | 562                  | \$5,471              | \$3,074,703          |
| Montreat           | 283                  | \$4,740              | \$1,341,330          |
| Mount Olive        | 725                  | \$4,057              | \$2,941,607          |
| NC Wesleyan        | 619                  | \$4,224              | \$2,614,674          |
| Pfeiffer           | 371                  | \$5,990              | \$2,222,434          |
| Queens             | 289                  | \$6,074              | \$1,755,467          |
| Saint Augustine's  | 389                  | \$5,029              | \$1,956,396          |
| Salem              | 199                  | \$5,594              | \$1,113,165          |
| Shaw               | 386                  | \$5,010              | \$1,933,726          |
| St. Andrews        | 164                  | \$5,329              | \$873,960            |
| Wake Forest        | 214                  | \$6,193              | \$1,325,196          |
| Warren Wilson      | 192                  | \$6,024              | \$1,156,599          |
| William Peace      | 269                  | \$5,336              | \$1,435,454          |
| Wingate            | 834                  | \$6,073              | \$5,064,871          |
| <b>GRAND TOTAL</b> | <b>14,039</b>        | <b>\$5,578</b>       | <b>\$77,226,595</b>  |

Source: N.C. State Educational Assistance Authority

**NORTH CAROLINA LEGISLATIVE  
TUTITION GRANT AND  
CONTRACTUAL SCHOLARSHIP  
FUND**

| Year    | Amount of Aid |
|---------|---------------|
| 1972-73 | \$1.0M        |
| 1973-74 | \$4.6M        |
| 1974-75 | \$4.6M        |
| 1975-76 | \$8.8M        |
| 1976-77 | \$9.2M        |
| 1977-78 | \$11.2M       |
| 1978-79 | \$13.8M       |
| 1979-80 | \$15.5M       |
| 1980-81 | \$17.8M       |
| 1981-82 | \$19.0M       |
| 1982-83 | \$20.2M       |
| 1983-84 | \$22.2M       |
| 1984-85 | \$22.9M       |
| 1985-86 | \$26.7M       |
| 1986-87 | \$28.0M       |
| 1987-88 | \$30.3M       |
| 1988-89 | \$32.8M       |
| 1989-90 | \$37.2M       |
| 1990-91 | \$36.4M       |
| 1991-92 | \$35.0M       |
| 1992-93 | \$35.0M       |
| 1993-94 | \$36.0M       |
| 1994-95 | \$40.1M       |
| 1995-96 | \$39.8M       |
| 1996-97 | \$43.5M       |
| 1997-98 | \$52.8M       |
| 1998-99 | \$60.3M       |
| 1999-00 | \$72.4M       |
| 2000-01 | \$75.7M       |
| 2001-02 | \$78.9M       |
| 2002-03 | \$78.3M       |
| 2003-04 | \$83.3M       |
| 2004-05 | \$87.5M       |
| 2005-06 | \$89.1M       |
| 2006-07 | \$96.9M       |
| 2007-08 | \$105.5M      |
| 2008-09 | \$104.6M      |
| 2009-10 | \$100.0M      |
| 2010-11 | \$104.2M      |
| 2011-12 | \$91.3M       |

Source: N.C. Office of State Budget and Management

**NORTH CAROLINA  
NEED-BASED  
SCHOLARSHIP**

| Year    | Amount of Aid | Number of Students |
|---------|---------------|--------------------|
| 2012-13 | \$86.4M       | 24,848             |
| 2013-14 | \$86.4M       | 24,761             |
| 2014-15 | \$86.4M       | 24,700             |
| 2015-16 | \$87.4M       | 23,187             |
| 2016-17 | \$82.4M       | 22,464             |
| 2017-18 | \$82.1M       | 20,931             |
| 2018-19 | \$84M         | 20,406             |
| 2019-20 | \$90M         | 19,757             |
| 2020-21 | \$91.1M       | 17,740             |
| 2021-22 | \$91.1M       | 15,764             |
| 2022-23 | \$91.1M       | 14,039             |

Source: N.C. State Educational Assistance Authority

## ACCREDITATION INFORMATION

|                   | Level | SACSCOC/TRACS<br>Reaffirmation Year | Next Reaffirmation<br>Year |
|-------------------|-------|-------------------------------------|----------------------------|
| Barton            | III   | 2019                                | 2029                       |
| Belmont Abbey     | III   | 2020                                | 2030                       |
| Bennett           |       | 2023                                | 2027                       |
| Brevard           | III   | 2021                                | 2031                       |
| Cabarrus          | III   | 2021                                | 2030                       |
| Campbell          | VI    | 2021                                | 2031                       |
| Catawba           | III   | 2015                                | 2025                       |
| Chowan            | III   | 2019                                | 2029                       |
| Davidson          | II    | 2017                                | 2027                       |
| Duke              | VI    | 2019                                | 2029                       |
| Elon              | V     | 2013                                | 2023                       |
| Gardner-Webb      | V     | 2017                                | 2027                       |
| Greensboro        | III   | 2016                                | 2025                       |
| Guilford          | III   | 2017                                | 2027                       |
| High Point        | VI    | 2016                                | 2026                       |
| Johnson C. Smith  | III   | 2018                                | 2027                       |
| Lees-McRae        | III   | 2015                                | 2025                       |
| Lenoir-Rhyne      | V     | 2018                                | 2028                       |
| Livingstone       | III   | 2021                                | 2031                       |
| Louisburg         | I     | 2016                                | 2026                       |
| Mars Hill         | III   | 2022                                | 2032                       |
| Meredith          | III   | 2021                                | 2031                       |
| Methodist         | V     | 2019                                | 2029                       |
| Montreat          | III   | 2021                                | 2030                       |
| Mount Olive       | III   | 2022                                | 2031                       |
| NC Wesleyan       | III   | 2021                                | 2030                       |
| Pfeiffer          | III   | 2023                                | 2032                       |
| Queens            | III   | 2022                                | 2032                       |
| Saint Augustine's | II    | 2011                                | 2023                       |
| Salem             | III   | 2022                                | 2031                       |
| Shaw              | III   | 2013                                | 2022                       |
| St. Andrews/WIU   | III   | 2016                                | 2026                       |
| Wake Forest       | VI    | 2016                                | 2026                       |
| Warren Wilson     | III   | 2015                                | 2025                       |
| William Peace     | II    | 2022                                | 2032                       |
| Wingate           | VI    | 2016                                | 2026                       |

Source: SACSCOC Website

## DISTANCE EDUCATION PROGRAMS

|                   | <b>Distance Education Courses Offered</b> | <b>Undergraduate Programs or Courses</b> | <b>Graduate Programs or Courses</b> |
|-------------------|---|--|-------------------------------------|
| Barton            | Yes                                       | Yes                                      | Yes                                 |
| Belmont Abbey     | Yes                                       | Yes                                      | Yes                                 |
| Bennett           | Yes                                       | No                                       | No                                  |
| Brevard           | Yes                                       | No                                       | No                                  |
| Cabarrus          | Yes                                       | Yes                                      | Yes                                 |
| Campbell          | Yes                                       | Yes                                      | Yes                                 |
| Catawba           | Yes                                       | Yes                                      | Yes                                 |
| Chowan            | Yes                                       | No                                       | Yes                                 |
| Davidson          | No  | No                                       | No                                  |
| Duke              | No  | No                                       | Yes                                 |
| Elon              | Yes                                       | No                                       | No                                  |
| Gardner-Webb      | Yes                                       | Yes                                      | Yes                                 |
| Greensboro        | Yes                                       | Yes                                      | Yes                                 |
| Guilford          | Yes                                       | Yes                                      | Yes                                 |
| High Point        | Yes                                       | No                                       | Yes                                 |
| Johnson C. Smith  | Yes                                       | Yes                                      | No                                  |
| Lees-McRae        | Yes                                       | Yes                                      | Yes                                 |
| Lenoir-Rhyne      | Yes                                       | Yes                                      | Yes                                 |
| Livingstone       | Yes                                       | Yes                                      | No                                  |
| Louisburg         | No  | No                                       | No                                  |
| Mars Hill         | Yes                                       | Yes                                      | Yes                                 |
| Meredith          | No  | No                                       | Yes                                 |
| Methodist         | Yes                                       | No                                       | Yes                                 |
| Montreat          | Yes                                       | Yes                                      | Yes                                 |
| Mount Olive       | Yes                                       | Yes                                      | Yes                                 |
| NC Wesleyan       | Yes                                       | Yes                                      | Yes                                 |
| Pfeiffer          | Yes                                       | Yes                                      | Yes                                 |
| Queens            | Yes                                       | Yes                                      | Yes                                 |
| Saint Augustine's | Yes                                       | No                                       | Yes                                 |
| Salem             | Yes                                       | No                                       | Yes                                 |
| Shaw              | Yes                                       | No                                       | Yes                                 |
| St. Andrews       | Yes                                       | Yes                                      | Yes                                 |
| Wake Forest       | Yes                                       | No                                       | Yes                                 |
| Warren Wilson     | Yes                                       | No                                       | No                                  |
| William Peace     | Yes                                       | Yes                                      | No                                  |
| Wingate           | Yes                                       | No                                       | Yes                                 |

Source: IPEDS

## ACADEMIC PROGRAM INVENTORY 2022-2023 (BACHELOR'S DEGREES)

|                   | Agriculture Agriculture Operations and Related Sciences | Area Ethnic Cultural Gender and Group | Biological and Biomedical Sciences | Business Management Marketing and Related Support | Communication Journalism and Related Programs | Communications Technologies/Technicians and Support Services | Computer and Information Sciences and Support | Education | Engineering | Engineering Technologies and Engineering-related Fields | English Language and Literature/Letters | Family and Consumer Sciences/Human Sciences | Foreign Languages Literatures and Linguistics | Health Professions and Related Programs | History | Homeland Security, Law Enforcement, and Firefighting | Legal Professions and Studies | Liberal Arts and Sciences General Studies | Mathematics and Statistics | Multi/Interdisciplinary Studies | Natural Resources and Conservation | Parks Recreation Leisure and Fitness Studies | Philosophy and Religious Studies | Physical Sciences | Psychology | Public Administration and Social Service Professions | Science Technologies/Technicians | Social Sciences | Theology and Religious Vocations | Visual and Performing Arts |
|-------------------|---|---------------------------------------|------------------------------------|---|---|--|---|-----------|-------------|---|---|---|---|---|---------|--|-------------------------------|---|----------------------------|---------------------------------|------------------------------------|--|----------------------------------|-------------------|------------|--|----------------------------------|-----------------|----------------------------------|----------------------------|
| Barton            |   |                                       | •                                  | •   | •   |  |   |           |             |   |   |   |   |   |         |  |                               |   |                            |                                 |                                    |  |                                  |                   |            |  |                                  |                 |                                  |                            |
| Belmont Abbey     |   |                                       | •                                  | •   | •   |  |   |           |             |   |   |   |   |   |         |  |                               |   |                            |                                 |                                    |  |                                  |                   |            |  |                                  |                 |                                  |                            |
| Bennett           |   |                                       | •                                  | •   | •   |  |   |           |             |   |   |   |   |   |         |  |                               |   |                            |                                 |                                    |  |                                  |                   |            |  |                                  |                 |                                  |                            |
| Brevard           |   |                                       | •                                  | •   | •   |  |   |           |             |   |   |   |   |   |         |  |                               |   |                            |                                 |                                    |  |                                  |                   |            |  |                                  |                 |                                  |                            |
| Cabarrus          |   |                                       |                                    |   |   |  |   |           |             |   |   |   |   |   |         |  |                               |   |                            |                                 |                                    |  |                                  |                   |            |  |                                  |                 |                                  |                            |
| Campbell          |   |                                       | •                                  | •   | •   |  |   |           |             |   |   |   |   |   |         |  |                               |   |                            |                                 |                                    |  |                                  |                   |            |  |                                  |                 |                                  |                            |
| Catawba           |   |                                       | •                                  | •   | •   |  |   |           |             |   |   |   |   |   |         |  |                               |   |                            |                                 |                                    |  |                                  |                   |            |  |                                  |                 |                                  |                            |
| Chowan            |   |                                       | •                                  | •   | •   | •  |   |           |             |   |   |   |   |   |         |  |                               |   |                            |                                 |                                    |  |                                  |                   |            |  |                                  |                 |                                  |                            |
| Davidson          |   | •                                     | •                                  | •   | •   |  |   |           |             |   |   |   |   |   |         |  |                               |   |                            |                                 |                                    |  |                                  |                   |            |  |                                  |                 |                                  |                            |
| Duke              |   | •                                     | •                                  | •   | •   |  |   |           |             | •   |   |   |   |   |         |  |                               |   |                            |                                 |                                    |  |                                  |                   |            |  |                                  |                 |                                  |                            |
| Elon              |   |                                       | •                                  | •   | •   | •  |   |           |             |   |   |   |   |   |         |  |                               |   |                            |                                 |                                    |  |                                  |                   |            |  |                                  |                 |                                  |                            |
| Gardner-Webb      |   |                                       | •                                  | •   | •   |  |   |           |             |   |   |   |   |   |         |  |                               |   |                            |                                 |                                    |  |                                  |                   |            |  |                                  |                 |                                  |                            |
| Greensboro        |   |                                       | •                                  | •   | •   |  |   |           |             |   |   |   |   |   |         |  |                               |   |                            |                                 |                                    |  |                                  |                   |            |  |                                  |                 |                                  |                            |
| Guilford          |   | •                                     | •                                  | •   | •   |  |   |           |             |   |   |   |   |   |         |  |                               |   |                            |                                 |                                    |  |                                  |                   |            |  |                                  |                 |                                  |                            |
| High Point        |   |                                       | •                                  | •   | •   |  |   |           |             |   |   |   |   |   |         |  |                               |   |                            |                                 |                                    |  |                                  |                   |            |  |                                  |                 |                                  |                            |
| Johnson C. Smith  |   |                                       | •                                  | •   | •   |  |   |           |             |   |   |   |   |   |         |  |                               |   |                            |                                 |                                    |  |                                  |                   |            |  |                                  |                 |                                  |                            |
| Lees-McRae        |   |                                       | •                                  | •   | •   |  |   |           |             |   |   |   |   |   |         |  |                               |   |                            |                                 |                                    |  |                                  |                   |            |  |                                  |                 |                                  |                            |
| Lenoir-Rhyne      |   | •                                     | •                                  | •   | •   |  |   |           |             |   |   |   |   |   |         |  |                               |   |                            |                                 |                                    |  |                                  |                   |            |  |                                  |                 |                                  |                            |
| Livingstone       |   |                                       | •                                  | •   | •   |  |   |           |             |   |   |   |   |   |         |  |                               |   |                            |                                 |                                    |  |                                  |                   |            |  |                                  |                 |                                  |                            |
| Mars Hill         |   |                                       | •                                  | •   | •   |  |   |           |             |   |   |   |   |   |         |  |                               |   |                            |                                 |                                    |  |                                  |                   |            |  |                                  |                 |                                  |                            |
| Meredith          |   |                                       | •                                  | •   | •   |  |   |           |             |   |   |   |   |   |         |  |                               |   |                            |                                 |                                    |  |                                  |                   |            |  |                                  |                 |                                  |                            |
| Methodist         |   |                                       | •                                  | •   | •   |  |   |           |             | •   |   |   |   |   |         |  |                               |   |                            |                                 |                                    |  |                                  |                   |            |  |                                  |                 |                                  |                            |
| Montreat          |   |                                       | •                                  | •   | •   |  |   |           |             |   |   |   |   |   |         |  |                               |   |                            |                                 |                                    |  |                                  |                   |            |  |                                  |                 |                                  |                            |
| Mount Olive       | •   |                                       | •                                  | •   | •   |  |   |           |             |   |   |   |   |   |         |  |                               |   |                            |                                 |                                    |  |                                  |                   |            |  |                                  |                 |                                  |                            |
| NC Wesleyan       |   |                                       | •                                  | •   | •   |  |   |           |             |   |   |   |   |   |         |  |                               |   |                            |                                 |                                    |  |                                  |                   |            |  |                                  |                 |                                  |                            |
| Pfeiffer          |   |                                       | •                                  | •   | •   |  |   |           |             |   |   |   |   |   |         |  |                               |   |                            |                                 |                                    |  |                                  |                   |            |  |                                  |                 |                                  |                            |
| Queens            |   |                                       | •                                  | •   | •   |  |   |           |             |   |   |   |   |   |         |  |                               |   |                            |                                 |                                    |  |                                  |                   |            |  |                                  |                 |                                  |                            |
| Saint Augustine's |   |                                       | •                                  | •   | •   |  |   |           |             |   |   |   |   |   |         |  |                               |   |                            |                                 |                                    |  |                                  |                   |            |  |                                  |                 |                                  |                            |
| Salem             |   | •                                     | •                                  | •   | •   |  |   |           |             |   |   |   |   |   |         |  |                               |   |                            |                                 |                                    |  |                                  |                   |            |  |                                  |                 |                                  |                            |
| Shaw              |   |                                       | •                                  | •   | •   |  |   |           |             |   |   |   |   |   |         |  |                               |   |                            |                                 |                                    |  |                                  |                   |            |  |                                  |                 |                                  |                            |
| St. Andrews       | •   |                                       | •                                  | •   | •   |  |   |           |             |   |   |   |   |   |         |  |                               |   |                            |                                 |                                    |  |                                  |                   |            |  |                                  |                 |                                  |                            |
| Wake Forest       |   | •                                     | •                                  | •   | •   |  |   |           |             |   |   |   |   |   |         |  |                               |   |                            |                                 |                                    |  |                                  |                   |            |  |                                  |                 |                                  |                            |
| Warren Wilson     |   |                                       | •                                  | •   | •   |  |   |           |             |   |   |   |   |   |         |  |                               |   |                            |                                 |                                    |  |                                  |                   |            |  |                                  |                 |                                  |                            |
| William Peace     |   |                                       | •                                  | •   | •   |  |   |           |             |   |   |   |   |   |         |  |                               |   |                            |                                 |                                    |  |                                  |                   |            |  |                                  |                 |                                  |                            |
| Wingate           |   |                                       | •                                  | •   | •   |  |   |           |             |   |   |   |   |   |         |  |                               |   |                            |                                 |                                    |  |                                  |                   |            |  |                                  |                 |                                  |                            |

Source: IPEDS Completions Survey

### NUMBER OF DEGREES CONFERRED 2021-2022

|                   | Associate's Degrees |            |            | Bachelor's Degrees |              |               | Master's Degrees |              |              | Doctorate Degrees |              |              |
|-------------------|---------------------|------------|------------|--------------------|--------------|---------------|------------------|--------------|--------------|-------------------|--------------|--------------|
|                   | Men                 | Women      | Total      | Men                | Women        | Total         | Men              | Women        | Total        | Men               | Women        | Total        |
| Barton            |                     |            |            | 83                 | 141          | 224           | 20               | 21           | 41           |                   |              |              |
| Belmont Abbey     |                     |            |            | 146                | 140          | 286           |                  |              |              |                   |              |              |
| Bennett           |                     |            |            | 0                  | 55           | 55            |                  |              |              |                   |              |              |
| Brevard           |                     |            |            | 76                 | 69           | 145           |                  |              |              |                   |              |              |
| Cabarrus          | 5                   | 102        | 107        | 4                  | 56           | 60            | 5                | 64           | 69           |                   |              |              |
| Campbell          | 30                  | 13         | 43         | 410                | 460          | 870           | 111              | 169          | 280          | 170               | 263          | 433          |
| Catawba           |                     |            |            | 101                | 162          | 263           | 14               | 10           | 24           |                   |              |              |
| Chowan            | 2                   | 1          | 3          | 88                 | 102          | 190           | 5                | 2            | 7            |                   |              |              |
| Davidson          |                     |            |            | 224                | 242          | 466           |                  |              |              |                   |              |              |
| Duke              |                     |            |            | 833                | 1017         | 1850          | 1546             | 1541         | 3087         | 428               | 518          | 946          |
| Elon              |                     |            |            | 588                | 929          | 1517          | 45               | 81           | 126          | 55                | 116          | 171          |
| Gardner-Webb      | 2                   | 17         | 19         | 138                | 363          | 501           | 137              | 197          | 334          | 24                | 108          | 132          |
| Greensboro        |                     |            |            | 70                 | 67           | 137           | 14               | 52           | 66           |                   |              |              |
| Guilford          |                     |            |            | 90                 | 144          | 234           | 1                | 1            | 2            |                   |              |              |
| High Point        |                     |            |            | 461                | 620          | 1081          | 157              | 321          | 478          | 45                | 87           | 132          |
| Johnson C. Smith  |                     |            |            | 75                 | 139          | 214           | 6                | 19           | 25           |                   |              |              |
| Lees-McRae        |                     |            |            | 73                 | 157          | 230           | 0                | 1            | 1            |                   |              |              |
| Lenoir-Rhyne      |                     |            |            | 115                | 184          | 299           | 64               | 194          | 258          | 2                 | 23           | 25           |
| Livingstone       | 1                   | 9          | 10         | 63                 | 74           | 137           |                  |              |              |                   |              |              |
| Louisburg         | 76                  | 41         | 117        |                    |              |               |                  |              |              |                   |              |              |
| Mars Hill         |                     |            |            | 85                 | 120          | 205           | 14               | 6            | 20           |                   |              |              |
| Meredith          |                     |            |            | 0                  | 360          | 360           | 8                | 69           | 77           |                   |              |              |
| Methodist         | 3                   | 1          | 4          | 138                | 133          | 271           | 12               | 32           | 44           | 36                | 72           | 108          |
| Montreat          | 1                   | 0          | 1          | 78                 | 79           | 157           | 11               | 31           | 42           |                   |              |              |
| Mount Olive       | 24                  | 45         | 69         | 178                | 318          | 496           | 22               | 55           | 77           |                   |              |              |
| NC Wesleyan       |                     |            |            | 146                | 247          | 393           | 21               | 58           | 79           |                   |              |              |
| Pfeiffer          |                     |            |            | 62                 | 99           | 161           | 39               | 96           | 135          |                   |              |              |
| Queens            |                     |            |            | 129                | 253          | 382           | 68               | 186          | 254          |                   |              |              |
| Saint Augustine's |                     |            |            | 30                 | 37           | 67            |                  |              |              |                   |              |              |
| Salem             |                     |            |            | 3                  | 103          | 106           | 3                | 37           | 40           |                   |              |              |
| Shaw              |                     |            |            | 63                 | 97           | 160           | 19               | 13           | 32           |                   |              |              |
| St. Andrews       |                     |            |            | 35                 | 81           | 116           | 9                | 11           | 20           |                   |              |              |
| Wake Forest       |                     |            |            | 624                | 672          | 1296          | 440              | 598          | 1038         | 177               | 210          | 387          |
| Warren Wilson     |                     |            |            | 51                 | 101          | 152           | 7                | 16           | 23           |                   |              |              |
| William Peace     |                     |            |            | 78                 | 80           | 158           |                  |              |              |                   |              |              |
| Wingate           |                     |            |            | 198                | 317          | 515           | 53               | 75           | 128          | 48                | 123          | 171          |
| <b>TOTAL</b>      | <b>144</b>          | <b>229</b> | <b>373</b> | <b>5,536</b>       | <b>8,218</b> | <b>13,754</b> | <b>2,851</b>     | <b>3,956</b> | <b>6,807</b> | <b>985</b>        | <b>1,520</b> | <b>2,505</b> |

Source: IPEDS

**PROFESSIONAL PRACTICE DEGREES CONFERRED 2021-2022**

|              | Law        |            |            | Medicine - MD and DO |            |            | Pharmacy  |            |            | Physical Therapy |            |            | Physician's Assistant |            |            |
|--------------|------------|------------|------------|----------------------|------------|------------|-----------|------------|------------|------------------|------------|------------|-----------------------|------------|------------|
|              | Men        | Women      | Total      | Men                  | Women      | Total      | Men       | Women      | Total      | Men              | Women      | Total      | Men                   | Women      | Total      |
| Campbell     | 57         | 98         | 155        | 66                   | 82         | 148        | 25        | 60         | 85         | 17               | 21         | 38         | 18                    | 35         | 53         |
| Duke         | 89         | 125        | 214        | 46                   | 74         | 120        |           |            |            | 26               | 53         | 79         | 17                    | 72         | 89         |
| Elon         | 44         | 83         | 127        |                      |            |            |           |            |            | 11               | 33         | 44         | 8                     | 31         | 39         |
| Gardner Webb |            |            |            |                      |            |            |           |            |            |                  |            |            | 17                    | 20         | 37         |
| High Point   |            |            |            |                      |            |            | 21        | 33         | 54         | 21               | 42         | 63         | 2                     | 31         | 33         |
| Lenoir-Rhyne |            |            |            |                      |            |            |           |            |            |                  |            |            | 0                     | 0          | 0          |
| Methodist    |            |            |            |                      |            |            |           |            |            | 35               | 43         | 78         | 10                    | 29         | 39         |
| Pfeiffer     |            |            |            |                      |            |            |           |            |            |                  |            |            | 4                     | 14         | 18         |
| Wake Forest  | 86         | 118        | 204        | 74                   | 63         | 137        |           |            |            |                  |            |            | 10                    | 80         | 90         |
| Wingate      |            |            |            |                      |            |            | 24        | 56         | 80         |                  |            |            | 15                    | 38         | 53         |
| <b>TOTAL</b> | <b>276</b> | <b>424</b> | <b>700</b> | <b>186</b>           | <b>219</b> | <b>405</b> | <b>70</b> | <b>149</b> | <b>219</b> | <b>110</b>       | <b>192</b> | <b>302</b> | <b>101</b>            | <b>350</b> | <b>451</b> |

Source: IPEDS. These degrees were included in the "Doctorate Degrees" count above, and are broken out here by type.