

SPRING 2024 FACT SHEET



SAINT AUGUSTINE'S
UNIVERSITY
Transform. Excel. Lead.



Total Spring Enrollment:
725

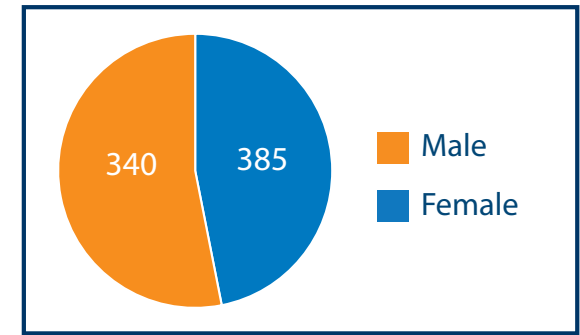
Spring FTE (Full-Time Equivalency):
647.3

Total Full-Time:
597

Total Part-Time:
128

Enrollment by Gender:

47%  53% 



Ethnicity by Gender	Male	Female	Total
American / Alaska Native	5	5	10
Asian	4	9	13
Hawaiian / Pacific Islander	0	1	1
Black / African American	292	316	608
White	16	25	41
Hispanic / Latino	22	27	49
Asian / Pacific Islander	1	2	3
Grand Total	340	385	725

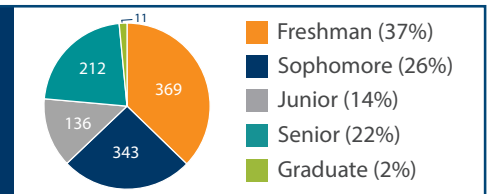


PELL ELIGIBLE:
48%

Degrees Conferred in 2024
134

University Profile	Count	Percentage
Residents	400	(55%)
Commuters	325	(45%)
In-State	495	(68%)
Out-of-State	230	(32%)

CLASS LEVEL



ENROLLMENT BY SCHOOL, MAJOR & DEGREE TYPE

Humanities, Education, Social & Behavioral Sciences	
Communications, Broadcast Concentration, BA	19
Communications, Digital Journalism Concentration, BA	5
Communications, Strategic Communication Concentration, BA	3
Criminal Justice, BS	53
Elementary Education, BA	10
English, BA	3
Film, BA	13
Health and Physical Education, Non-Teaching Option, BS	6
Health and Physical Education, Teaching Option, BS	4
Music, BA	1
Political Science, BA	11
Psychology, BA	58
Sociology, BA	15
Theatre, BA	5
Visual Arts, Graphic Concentration, BA	16
Visual Arts, Studio Concentration, BA	4
Grand Total	226

Continuing Online & Graduate Education	
Master of Public Administration	11
Organizational Management, BS	11
Organizational Management, BS-Online	23
Religious Studies, BA	5
Grand Total	50

Business, Management & Technology	
Accounting, BS	15
Business Administration, BS	90
Computer Information Systems, BS	22
Sport Management, BS	57
Grand Total	184

Education & General Studies	
Cooperative Raleigh Campuses	5
Early College	150
Non-Degree	2
Grand Total	157

Sciences, Math & Public Health	
Biology, BS	33
Chemistry, BS	3
Engineering Mathematics, BS	15
Exercise Science, BS	41
Public Health Science, BS	13
Grand Total	105

